

FY 2025
General Fund Analysis and
Treasurer's Monthly Reports
July 21, 2025



For the Month Ending
June 30, 2025

Prepared by:
Karen Ervin
Treasurer/CFO

SECTION I

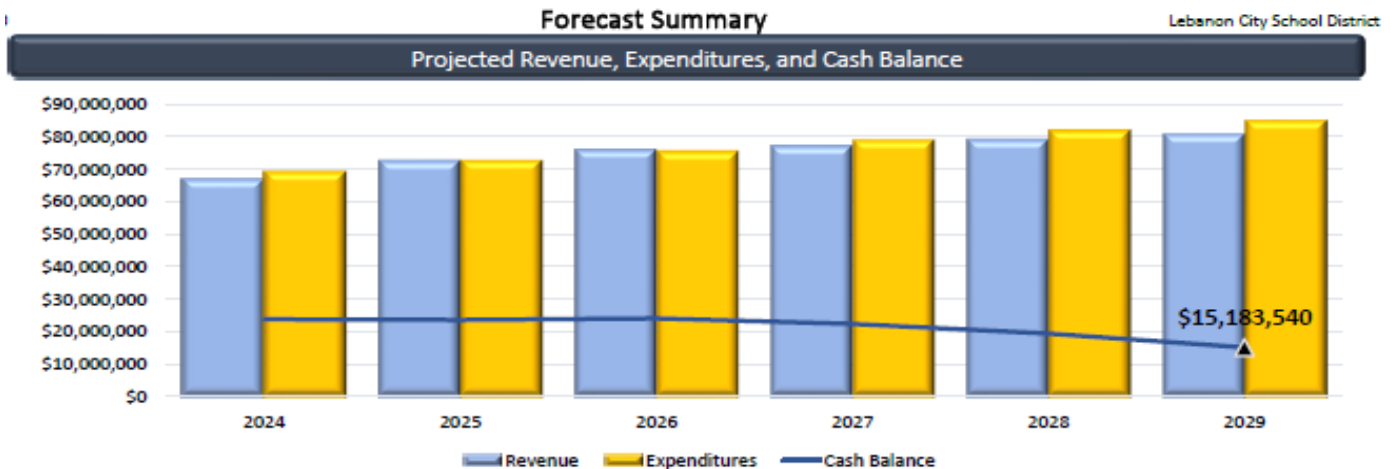
Five Year Forecast (May 31, 2025)

General Fund Variance Analysis: Cash, Revenue, & Expenditure



Five-Year Forecast (FY 2025 - FY 2029)

LEBANON CITY SCHOOL DISTRICT – WARREN COUNTY



Financial Forecast Summary					
	Fiscal Year 2025	Fiscal Year 2026	Fiscal Year 2027	Fiscal Year 2028	Fiscal Year 2029
Beginning Balance (Line 7.010) <i>*Includes Renewal/New Levy Revenue, see Disclosures</i>	23,839,590	23,670,464	24,135,794	22,407,716	19,433,543
+ Revenue	72,536,418	76,062,662	77,217,360	79,059,078	80,722,118
- Expenditures	(72,705,544)	(75,597,332)	(78,945,438)	(82,033,251)	(84,972,120)
= Revenue Surplus or Deficit	(169,126)	465,330	(1,728,077)	(2,974,173)	(4,250,003)
Line 7.020 Ending Balance with Renewal/New Levies	23,670,464	24,135,794	22,407,716	19,433,543	15,183,540

Financial Summary Notes

Expenditure growth is projected to outpace revenue change. By the end of 2029, the cash balance is projected to decline by a total of \$8,656,049 compared to 2024. For fiscal year 2029, expenditures are currently projected to exceed revenue, resulting in a revenue shortfall the final year of the forecast period.

For revenue, projected change is expected to be less than the historical average. Over the past five years, revenue increased by 4.81% (\$2,790,955 annually). However, it is projected to increase by 3.86% (\$2,767,734 annually) through fiscal year 2029. Notably, All Othr Op Rev, is expected to be \$391,894 less per year compared to history, and is the biggest driver of trend change on the revenue side.

For expenditures, projected change is expected to be at a slower pace than the historical trend. Expenditures increased by 5.25% (\$3,123,954 annually) during the past 5-year period, and are projected to increase by 4.17% (\$3,141,565 annually) through 2029. The forecast line with the most change on the expense side, Benefits, is anticipated to be \$342,639 more per year in the projected period compared to historical averages.

COMPARISON OF CASH BALANCES

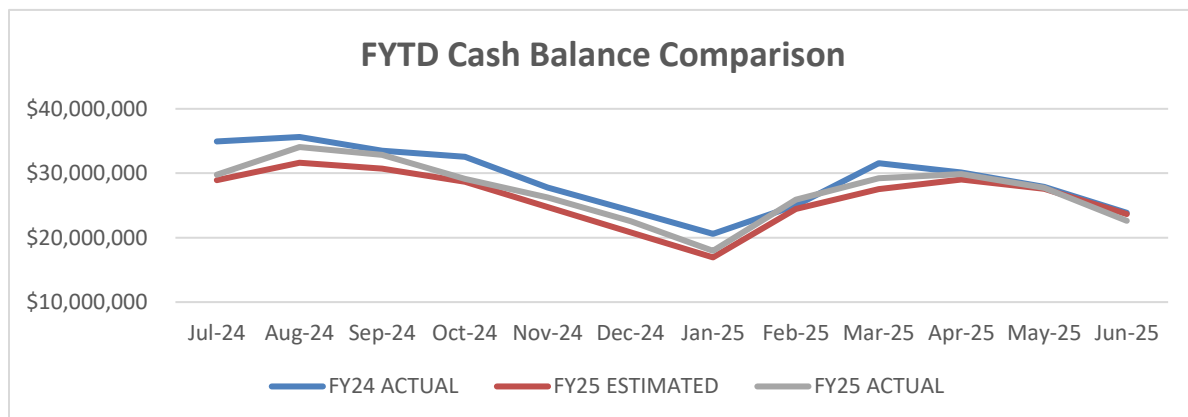
June 30, 2025

Actual Cash Balance		\$22,596,014
Estimated Cash Balance		\$23,670,468
Variance From Estimate	UNDER	(\$1,074,454)
Percent Variance From Estimate	UNDER	-4.54%
Previous Year Cash Balance		\$23,839,590

Current Encumbrances	\$1,492,340
Current Unencumbered Cash Balance	\$21,103,674
Current Days of Operating Cash (based on Unencumbered Cash Balance)	105.95
Estimated Fiscal Year End Days of Operating Cash	118.83
Minimum General Fund Cash Balance Threshold per Fiscal Policy	36.50
Future Goal for General Fund Cash Balance per Fiscal Policy	120.00

DESCRIPTION: General Fund cash balance as projected on 5-year financial forecast. Actual cash balance to determine number of days of operating cash.

COMMENTS: Cash balance ended less than the forecast, primarily related to an increase in expenditures in the Wages and Purchased Services categories.



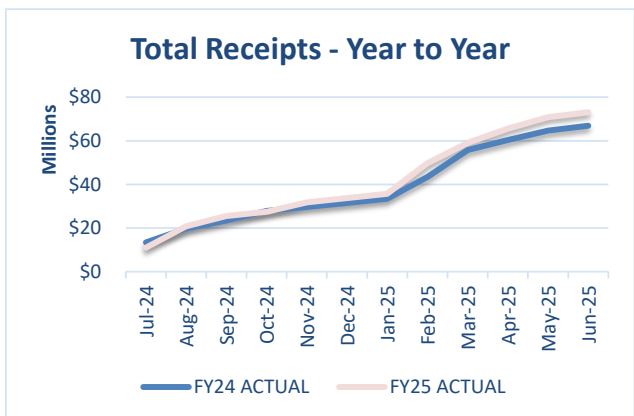
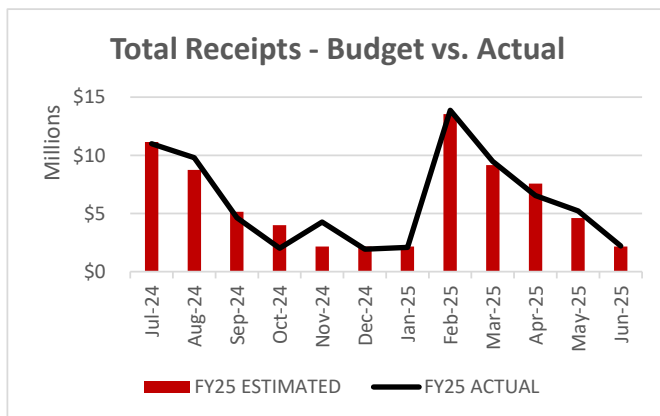
COMPARISON OF TOTAL RECEIPTS

June 30, 2025

		Monthly		Fiscal Year 2025 Year-to-Date
Actual Receipts		\$2,211,784		\$73,058,893
Estimated Receipts		\$2,153,396		\$72,536,422
Variance From Estimate	OVER	\$58,388	OVER	\$522,471
Variance From Estimate	OVER	2.71%	OVER	0.72%
Actual Prior Year		\$2,169,043		\$66,883,448
Total Fiscal Year 2025 Estimate				\$72,536,422
Percent Of Total Estimate Received				100.72%
Percent Of Budget Year Completed		12 month(s)		100.00%

DESCRIPTION: This category consists of all General Fund revenues contained within this report.

COMMENTS: Total receipts are trending in line with the forecast.



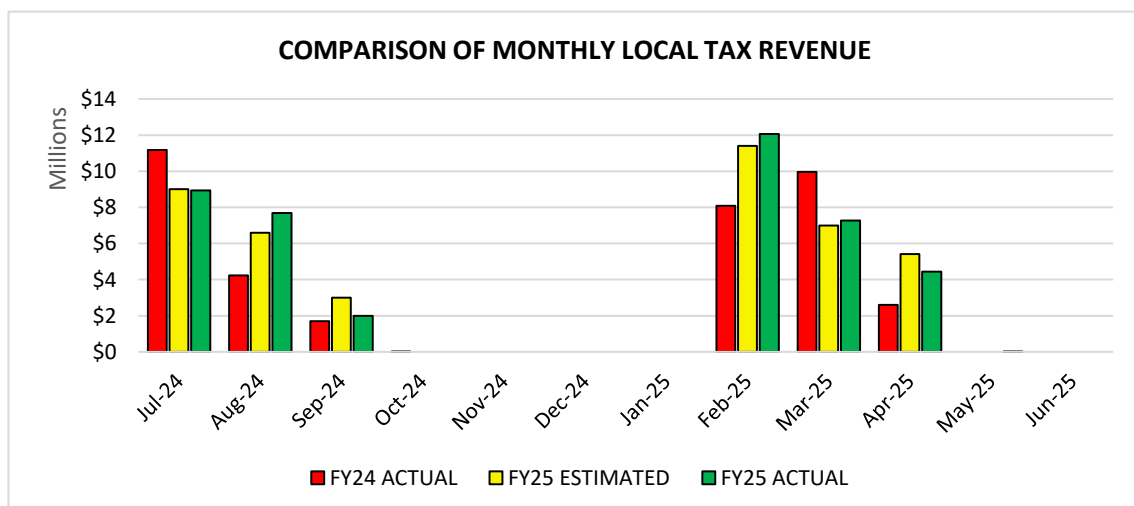
COMPARISON OF LOCAL TAXES

June 30, 2025

	Monthly		Fiscal Year 2025 Year-to-Date	
Actual Tax Receipts		\$0		\$42,408,548
Estimated Tax Receipts		\$0		\$42,409,879
Variance From Estimate	OVER	\$0	UNDER	(\$1,331)
Variance From Estimate	OVER	#DIV/0!	UNDER	0.00%
Actual Prior Year		\$0		\$37,730,961
Total Fiscal Year 2025 Estimate				\$42,409,879
Percent Of Total Estimate Received				100.00%
Percent Of Budget Year Completed		12 month(s)		100.00%

DESCRIPTION: This category consists of real and personal property taxes. Real property taxes are received in September and April with advances being available the two months prior to settlement. Personal Property taxes are received in October and June.

COMMENTS: Total receipts are trending in line with the forecast.



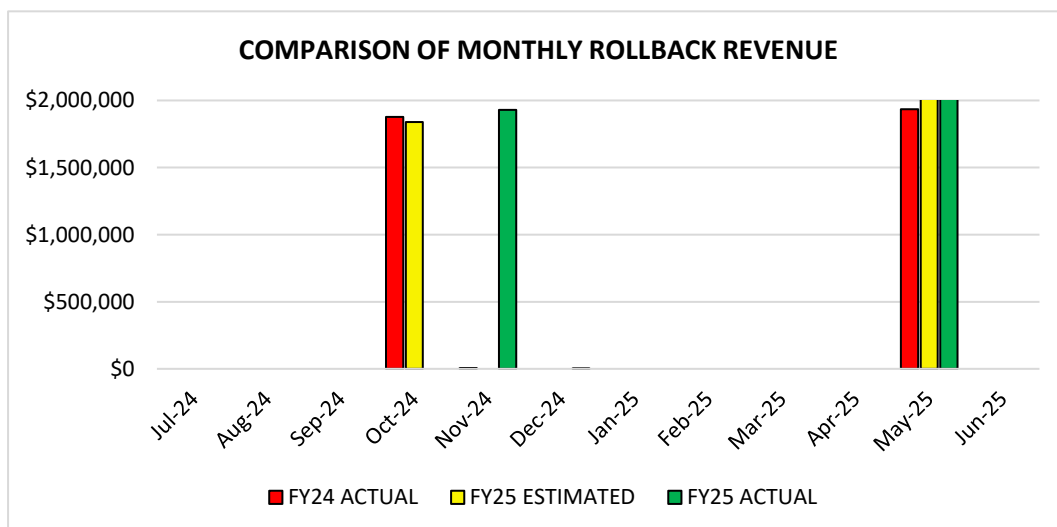
COMPARISON OF STATE ROLLBACK

June 30, 2025

	Monthly		Fiscal Year 2025 Year-to-Date	
Actual State Receipts		\$0		\$4,289,586
Estimated State Receipts		\$0		\$4,285,841
Variance From Estimate	OVER	\$0	OVER	\$3,745
Variance From Estimate	OVER	#DIV/0!	OVER	0.09%
Actual Prior Year		\$0		\$3,817,381
Total Fiscal Year 2025 Estimate				\$4,285,841
Percent Of Total Estimate Received				100.09%
Percent Of Budget Year Completed		12 month(s)		100.00%

DESCRIPTION: This category consists of homestead/rollback and \$10,000 exemptions received once for the \$10,000 exemption. Rollback is paid by the State of Ohio around November and May.

COMMENTS: Total receipts are trending in line with the forecast.

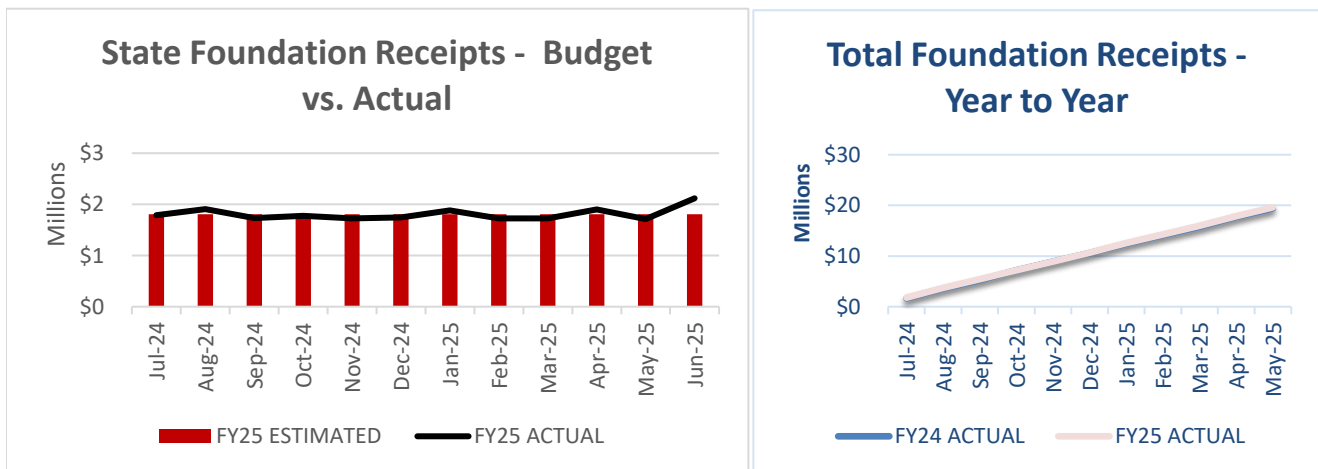


COMPARISON OF STATE FOUNDATION June 30, 2025

		<u>Monthly</u>		<u>Fiscal Year 2025 Year-to-Date</u>
Actual State Receipts		\$2,118,240		\$21,732,193
Estimated State Receipts		\$1,807,921		\$21,695,008
Variance From Estimate	OVER	\$310,319	OVER	\$37,185
Variance From Estimate	OVER	17.16%	OVER	0.17%
Actual Prior Year		\$2,056,318		\$21,464,002
Total Fiscal Year 2025 Estimate				\$21,695,008
Percent Of Total Estimate Received				100.17%
Percent Of Budget Year Completed		12 month(s)		100.00%

DESCRIPTION: This category consists of unrestricted and restricted state aid.

COMMENTS: Total receipts are trending in line with the forecast.



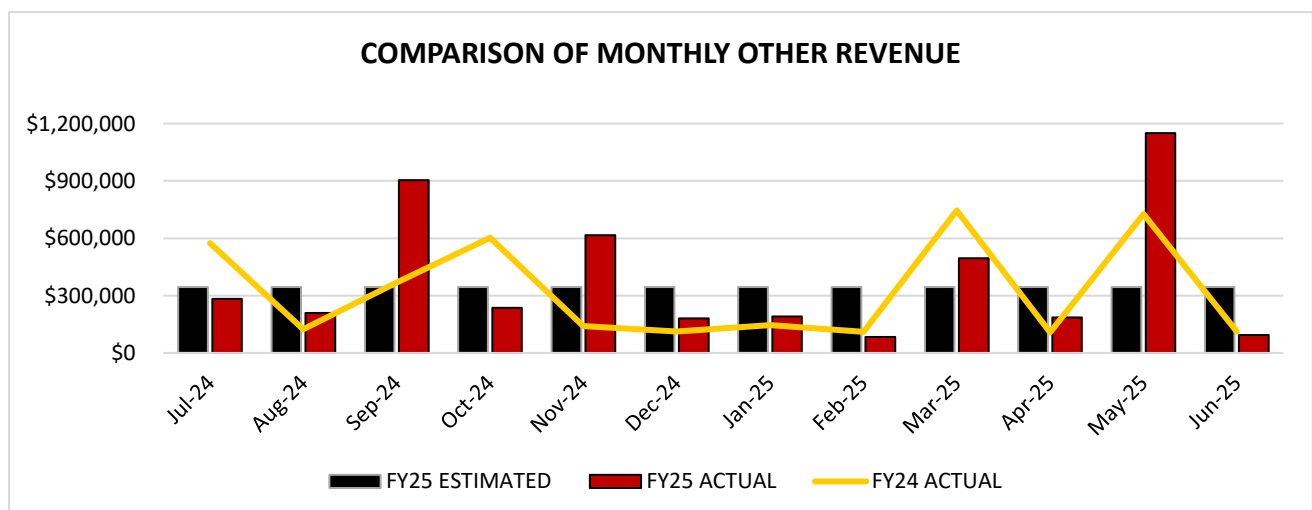
COMPARISON OF OTHER REVENUES

June 30, 2025

	Monthly		Fiscal Year 2025 Year-to-Date	
Actual Other Receipts		\$93,544		\$4,628,565
Estimated Other Receipts		\$345,475		\$4,145,694
Variance From Estimate	UNDER	(\$251,931)	OVER	\$482,871
Variance From Estimate	UNDER	-72.92%	OVER	11.65%
Actual Prior Year		\$112,725		\$3,871,105
Total Fiscal Year 2025 Estimate				\$4,145,694
Percent Of Total Estimate Received				111.65%
Percent Of Budget Year Completed		12 month(s)		100.00%

DESCRIPTION: This category consists of advances-in, transfers-in, notes received, other state sources, tuition, rent, sale of assets, and other miscellaneous revenues.

COMMENTS: Total receipts are trending higher than the forecast. Economic development payments have been higher than expected this fiscal year.



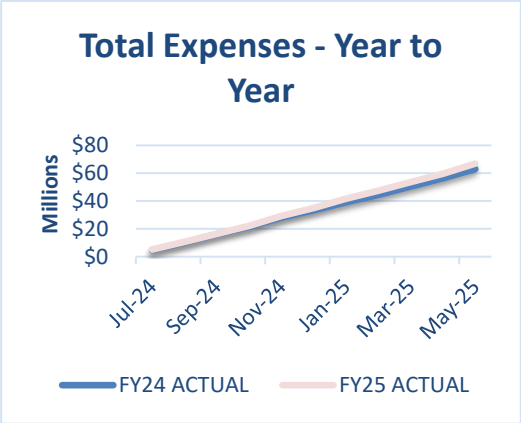
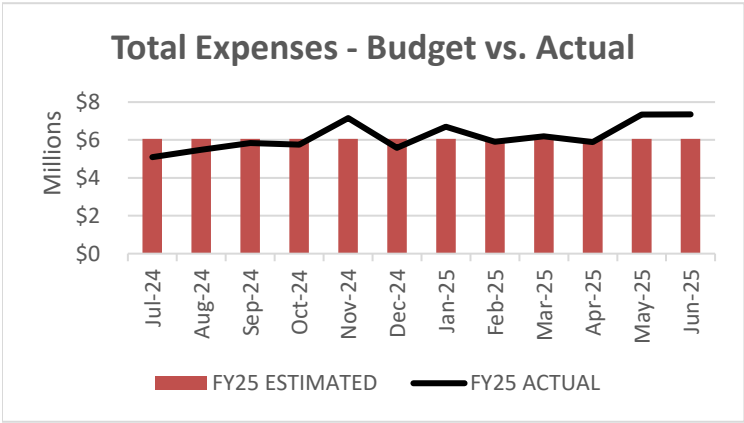
COMPARISON OF TOTAL EXPENDITURES

June 30, 2025

		Monthly		Fiscal Year 2025 Year-to-Date
Actual Expenditures		\$7,352,347		\$74,302,468
Estimated Expenditures		\$6,058,788		\$72,705,544
Variance From Estimate	OVER	\$1,293,559	OVER	\$1,596,924
Variance From Estimate	OVER	21.35%	OVER	2.20%
Actual Prior Year		\$6,223,311		\$69,263,397
Total Fiscal Year 2025 Estimate				\$72,705,544
Percent Of Total Estimate Spent				102.20%
Percent Of Budget Year Completed		12 month(s)		100.00%

DESCRIPTION: This category consists of all expenditures contained within this report.

COMMENTS: FYTD expenditures are trending in line with the forecast.



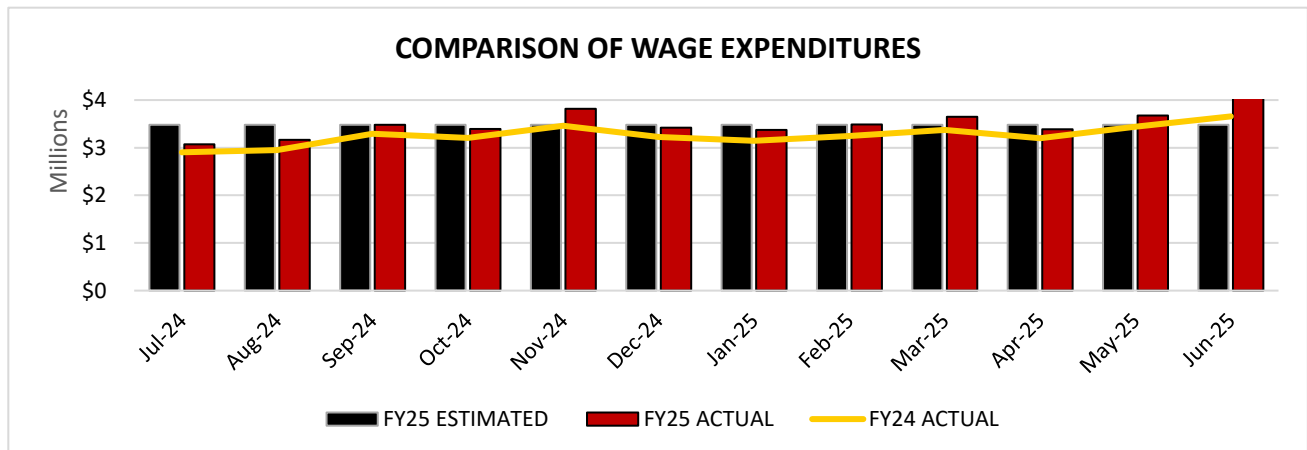
COMPARISON OF WAGE EXPENDITURES

June 30, 2025

		Monthly		Fiscal Year 2025 Year-to-Date
Actual Wage Expenditures		\$4,514,773		\$42,452,013
Estimated Wage Expenditures		\$3,480,130		\$41,761,560
Variance From Estimate	OVER	\$1,034,643	OVER	\$690,453
Variance From Estimate	OVER	29.73%	OVER	1.65%
Actual Prior Year		\$3,657,573		\$39,094,765
Total Fiscal Year 2025 Estimate				\$41,761,560
Percent Of Total Estimate Spent				101.65%
Percent Of Budget Year Completed		12 month(s)		100.00%
Percent of Wage Expenditures to Revenues				58.11%
Percent of Wage Expenditures to Total Expenditures				57.13%
Total Percent of Wages & Fringes to Expenditures				79.42%

DESCRIPTION: This category consists of regular wages, substitute wages, and supplementals, etc.

COMMENTS: FYTD expenditures are trending in line with the forecast.



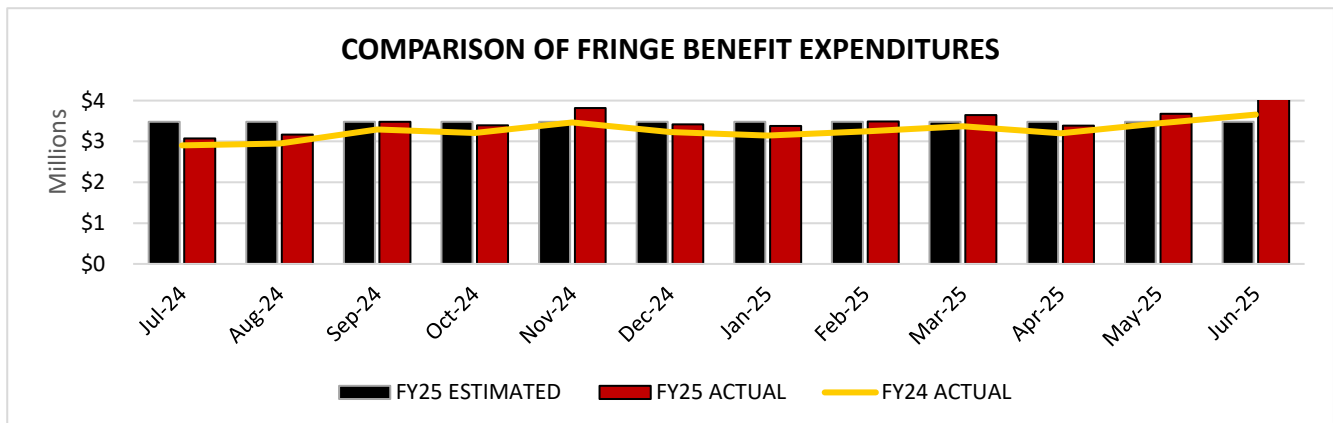
COMPARISON OF FRINGE BENEFIT EXPENDITURES

June 30, 2025

		Monthly		Fiscal Year 2025 Year-to-Date
Actual Fringe Benefit Expenditures		\$1,597,642		\$16,556,892
Estimated Fringe Benefit Expenditures		\$1,351,190		\$16,214,269
Variance From Estimate	OVER	\$246,452	OVER	\$342,623
Variance From Estimate	OVER	18.24%	OVER	2.11%
Actual Prior Year		\$1,354,120		\$15,757,667
Total Fiscal Year 2025 Estimate				\$16,214,269
Percent Of Total Estimate Spent				102.11%
Percent Of Budget Year Completed		12 month(s)		100.00%
Percent of Fringe Benefits to Revenues				22.66%
Total Percent of Wages & Fringes to Revenues				80.77%
Percent of Fringe Benefits to Total Expenditures				22.28%
Total Percent of Wages & Fringes to Expenditures				79.42%

DESCRIPTION: This category consists of employee insurance programs, retirement, Medicare, etc.

COMMENTS: FYTD expenditures are trending in line with the forecast.



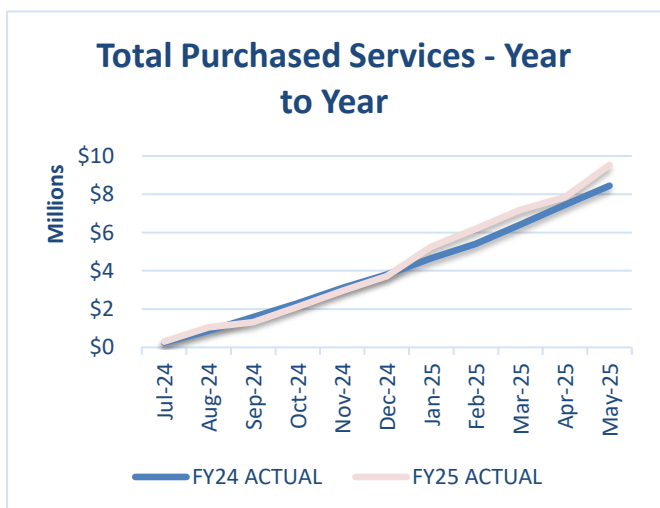
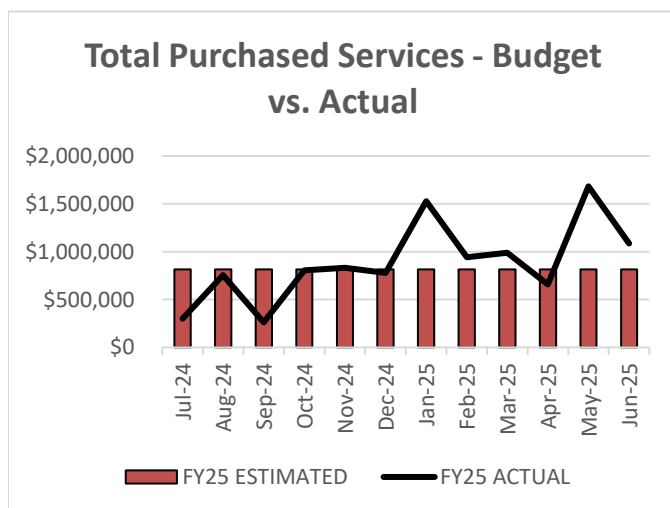
COMPARISON OF PURCHASED SERVICE EXPENDITURES

June 30, 2025

		Monthly		Fiscal Year 2025 Year-to-Date
Actual Service Expenditures		\$1,083,966		\$10,611,255
Estimated Service Expenditures		\$813,183		\$9,758,251
Variance From Estimate	OVER	\$270,783	OVER	\$853,004
Variance From Estimate	OVER	33.30%	OVER	8.74%
Actual Prior Year		\$972,438		\$9,415,941
Total Fiscal Year 2025 Estimate				\$9,758,251
Percent Of Total Estimate Spent				108.74%
Percent Of Budget Year Completed		12 month(s)		100.00%

DESCRIPTION: This category consists of contract services, utilities, lease purchase costs, repairs, etc.

COMMENTS: FYTD expenditures are trending higher than the forecast. These expenses are dependent upon time of year and ran high the last two months.



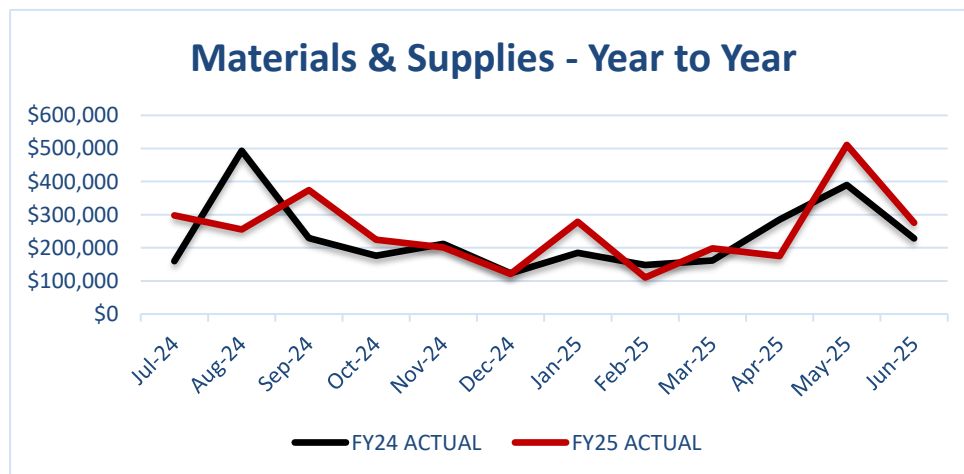
COMPARISON OF SUPPLIES & MATERIAL EXPENDITURES

June 30, 2025

		Monthly		Fiscal Year 2025 Year-to-Date
Actual Material Expenditures		\$275,724		\$3,022,331
Estimated Material Expenditures		\$230,675		\$2,768,144
Variance From Estimate	OVER	\$45,049	OVER	\$254,187
Variance From Estimate	OVER	19.53%	OVER	9.18%
Actual Prior Year		\$227,841		\$2,790,864
Total Fiscal Year 2025 Estimate				\$2,768,144
Percent Of Total Estimate Spent				109.18%
Percent Of Budget Year Completed		12 month(s)		100.00%

DESCRIPTION: This category consists of office supplies and instructional supplies.

COMMENTS: FYTD expenditures are trending higher than the forecast. This fluctuation is based on the needs of the district and dependent upon the time of the year, but has trended high in the last two months.



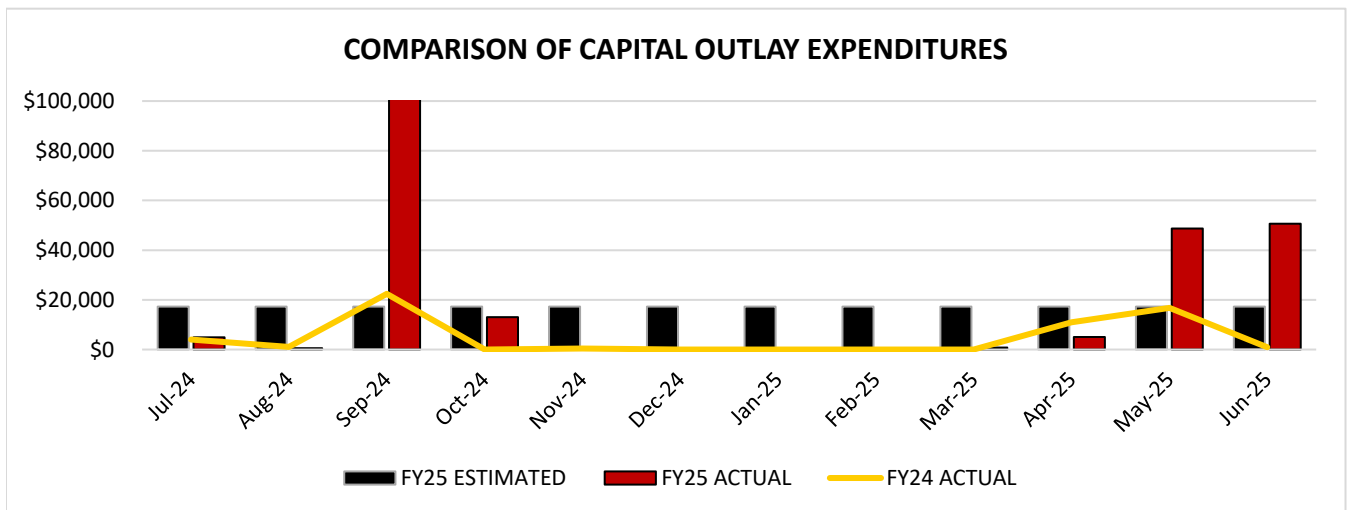
COMPARISON OF EQUIPMENT & CAPITAL EXPENDITURES

June 30, 2025

		<u>Monthly</u>		<u>Fiscal Year 2025 Year-to-Date</u>
Actual Equipment Expenditures		\$50,635		\$252,393
Estimated Equipment Expenditures		\$17,333		\$208,040
Variance From Estimate	OVER	\$33,302	OVER	\$44,353
Variance From Estimate	OVER	192.13%	OVER	21.32%
Actual Prior Year		\$933		\$56,632
Total Fiscal Year 2025 Estimate				\$208,040
Percent Of Total Estimate Spent				121.32%
Percent Of Budget Year Completed		12 month(s)		100.00%

DESCRIPTION: This category consists of new and replacement equipment, and capital outlay.

COMMENTS: FYTD expenditures are trending more than the forecast. Capital expenditures are dependent upon need, so costs tend to be inconsistent throughout the year.



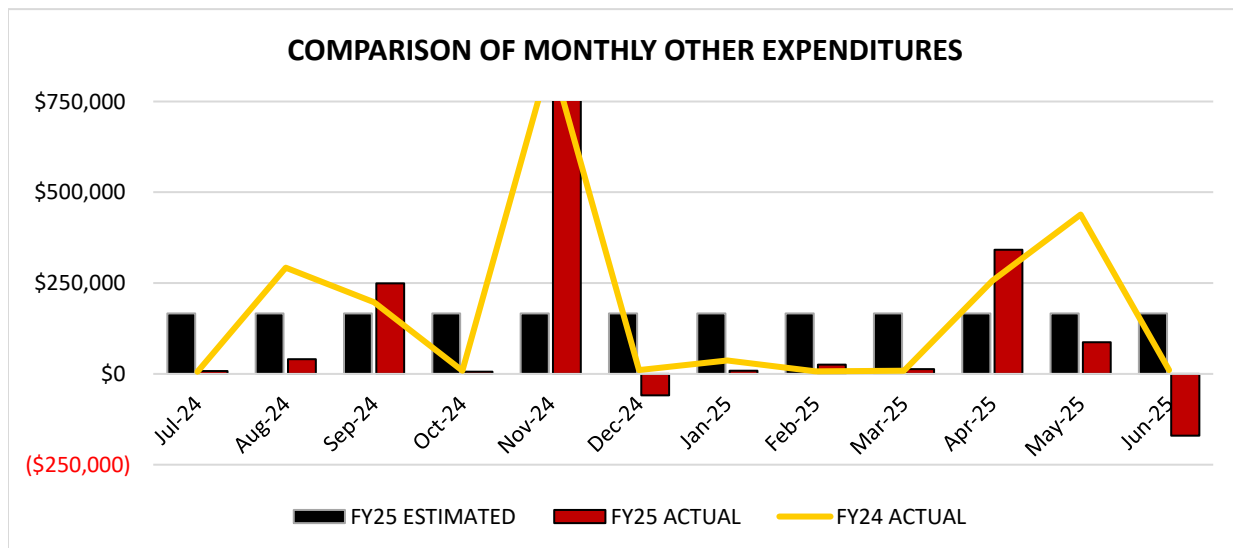
COMPARISON OF ALL OTHER EXPENDITURES

June 30, 2025

		Monthly		Fiscal Year 2025 Year-to-Date
Actual Other Expenditures		(\$170,392)		\$1,407,584
Estimated Other Expenditures		\$166,277		\$1,995,280
Variance From Estimate	UNDER	(\$336,669)	UNDER	(\$587,696)
Variance From Estimate	UNDER	-202.47%	UNDER	-29.45%
Actual Prior Year		\$10,406		\$2,147,527
Total Fiscal Year 2025 Estimate				\$1,995,280
Percent Of Total Estimate Spent				70.55%
Percent Of Budget Year Completed		12 month(s)		100.00%

DESCRIPTION: This category consists of advances, transfers, contingencies, auditor/treasurer fees, county board deductions, etc.

COMMENTS: FYTD expenditures are trending less than the forecast. This expenditure group is volatile and occurs randomly throughout the year.



SECTION II

Fiscal Policy



LEBANON CITY SCHOOL DISTRICT

Fiscal Policy



1. Structurally Balanced Budget

The annual Operating Budget will be structurally balanced throughout the budget process. Recurring revenues will equal or exceed recurring expenditures in both the proposed and adopted Operating Budgets. If a structural imbalance occurs, a plan will be developed by the Superintendent and Treasurer to bring the budget back into structural balance.

2. Report on How the Budget Is Balanced

The District Superintendent and Treasurer shall report to the Board on how the budget is balanced with a concise narrative, and if the budget is not in balance, the Superintendent and Treasurer will clearly delineate why and present a plan of options for corrective action within 90 days of the initial report.

3. General Fund Balance

The District shall maintain a General Fund Balance as follows:

- An unencumbered operating reserve equivalent to 10% (36.5 days of operating cash) or more of the General Fund's annual expenditure budget at fiscal year-end.
- The District will also only expend up to 100% of the District's annual available resources minus the prior year's reserve without board approval until an unencumbered operating reserve of 20% is met.

4. Use of One-Time Resources

Once the General Fund budget is brought into structural balance, one-time resources such as proceeds from asset sales, debt refinancing, one-time grants, revenue windfalls, budget savings, and similar non-recurring revenues shall not be used for current or new operating expenses. Appropriate uses of one-time resources include establishing and rebuilding emergency and operating reserves, early retirement of debt, capital expenditures and other non-recurring expenditures.

5. Accounting and Financial Reporting

The District will conform to generally accepted accounting principles as promulgated by Government Account Standards Board (GASB) and the Government Finance Officers Association (GFOA). Reporting will include the following:

- Interim Financial Reports: The Treasurer will prepare monthly financial reports for the Board of Education that analyze and evaluate the District's financial performance based upon the District's spending plan which is a month by month breakdown of anticipated revenues and expenditures for the entire fiscal year.
- Red Flag Exceptions: The Treasurer shall advise the Board of Education of significant negative or positive financial information as soon as he or she becomes aware of it and assesses the impact of the financial information on the District's financial situation.

6. Grants

District Staff will identify, apply for and effectively administer federal, state, local and other grants, which address the District's priorities and policy objectives and provide a positive cost benefit to the District, as determined by the Superintendent or his/her designee.

7. Financial Planning

The District shall develop a long-range financial plan that forecasts General Fund expenditures and revenues, which will include three years of history and five years of projections. The long-range financial plan will be updated and filed with the State of Ohio before every May 31st and October 31st. As part of the budget process, the Treasurer will advise the Board of potential long-range positive and negative trends along with an executive summary of those trends. The long-range financial plan should include an analysis of such factors as:

- State Revenue and Expenditure Impacts
- Legislative Issues Passed and Pending
- Real Estate Development - Commercial and Residential
- Demographic Changes Effecting Student Population
- And Other Indicators Affecting Funding and Expenditures

8. General Obligation Debt Limits

In keeping with the policy of fiscal responsibility, the District will stay within the General Assemblies debt limitations of nine percent of its tax valuation, except where allowed by law.

9. Policy Annual Review

Each fiscal year, the District's Community Audit Advisory Committee (CAAC) will review/revise this policy and make recommendations to the Board of Education for adoption.

SECTION III

Cash Summary Report (all funds)
Disbursement Summary Report
Lebanon CSD Bank Reconciliation Report
Lebanon CSD Payroll Reconciliation Report
Lebanon CSD Investment Report
Lebanon CSD Interest Earnings Report



LEBANON CITY SCHOOL DISTRICT

Cash Summary Report

Full Account Code	Description	Initial Cash	MTD Received	FYTD Received	MTD Expended	FYTD Expended	Fund Balance	Encumbrance	Unencumbered Balance
001-0000	General Fund	\$ 23,839,589.55	\$ 2,211,758.82	\$ 73,058,867.54	\$ 7,352,347.28	\$ 74,303,218.34	\$ 22,595,238.75	\$ 1,491,230.94	\$ 21,104,007.81
001-9800	Summer School	0.00	25.05	25.05	0.00	0.00	25.05	0.00	25.05
002-0000	Bond Retirement Fund	9,766,977.68	24,966.38	5,087,154.31	(27,679.37)	4,354,826.85	10,499,305.14	0.00	10,499,305.14
003-9008	Lebanon Athletic Facilities Improvements	1,914,344.10	1,402.00	39,193.92	0.00	1,798,102.76	155,435.26	0.00	155,435.26
003-9099	Capital Projects Fund	2,742,281.79	10,461.43	1,615,996.30	78,285.46	3,157,863.30	1,200,414.79	314,920.51	885,494.28
004-9000	Building Fund	46,114.94	113.78	1,732.90	0.00	0.00	47,847.84	0.00	47,847.84
004-9001	Energy Conservation Fund	9,994.32	0.00	0.00	0.00	0.00	9,994.32	0.00	9,994.32
004-9002	2013 Building Fund LFI	324,393.01	0.00	0.00	0.00	0.00	324,393.01	0.00	324,393.01
004-9003	Building Fund/LFI Interest	(5,697.71)	773.22	11,968.06	0.00	0.00	6,270.35	0.00	6,270.35
006-0000	Cafeteria Fund	911,949.60	123,115.17	1,970,830.81	100,951.89	2,290,922.69	591,857.72	33,258.13	558,599.59
007-9003	Lebanon CSD Administration Scholarship Fund	1,553.73	7.36	814.80	0.00	500.00	1,868.53	0.00	1,868.53
007-9006	Dennis Barr Jeffery Memorial Scholarship Fund	122.31	1.30	208.36	0.00	0.00	330.67	0.00	330.67
007-9007	Audrey Aileen Kite Scholarship Fund	138,365.12	551.72	6,789.70	0.00	5,000.00	140,154.82	0.00	140,154.82
007-9009	Jarod Bennett Memorial Fund	607.20	2.51	29.97	0.00	0.00	637.17	0.00	637.17
007-9013	Donald L. Palmer Scholarship Fund	8,402.56	32.72	410.76	0.00	500.00	8,313.32	0.00	8,313.32
007-9016	Unclaimed Monies Fund	6,664.24	0.00	34,124.44	0.00	0.00	40,788.68	0.00	40,788.68
007-9017	Diversity and Achievement Scholarship	548.28	2.26	27.07	0.00	0.00	575.35	0.00	575.35
007-9019	Gloria Taylor Memorial Scholarship	12,009.75	45.64	584.84	0.00	1,000.00	11,594.59	0.00	11,594.59
007-9020	Misc. Scholarships	1,000.00	0.00	0.00	0.00	1,000.00	0.00	0.00	0.00
007-9021	LCS Board Scholarship Fund	0.00	0.03	508.66	0.00	500.00	8.66	0.00	8.66
007-9022	Pepsi Scholarship Fund	0.00	0.00	1,200.00	0.00	1,200.00	0.00	0.00	0.00
007-9100	Molly McCool Memorial Scholarship Fund	242.07	1.00	11.94	0.00	0.00	254.01	0.00	254.01
007-9101	Rosalee Satchell/Domino's Pizza Scholar. Fund	7,411.46	28.63	361.85	0.00	500.00	7,273.31	0.00	7,273.31
008-0000	Louisa Jurey Wright Scholarship Fund	15,790.94	60.49	775.24	0.00	400.00	16,166.18	0.00	16,166.18
008-9001	Michael Rourke Scholarship Fund	3,642.34	14.30	179.54	0.00	0.00	3,821.88	0.00	3,821.88
008-9002	Friends of Academics Scholarship Fund	103,839.85	394.53	5,091.27	0.00	3,500.00	105,431.12	0.00	105,431.12
008-9004	Ron LeFeber Memorial Scholarship Fund	6,288.65	22.08	611.18	0.00	1,000.00	5,899.83	0.00	5,899.83
009-9004	LJHS USS Fund	28,802.79	402.30	44,796.52	57.60	44,700.07	28,899.24	173.64	28,725.60
009-9005	LHS USS Fund	230,998.12	4,042.47	258,534.34	50,855.83	264,874.88	224,657.58	24,890.39	199,767.19
009-9006	Bowman USS Fund	4,714.45	459.17	42,857.92	0.00	39,615.84	7,956.53	495.00	7,461.53
009-9007	Berry USS Fund	2,233.10	368.00	22,287.75	(4,757.85)	23,684.55	836.30	0.00	836.30
009-9008	Donovan USS Fund	11,890.78	46.90	29,246.70	0.00	14,110.66	27,026.82	0.00	27,026.82

LEBANON CITY SCHOOL DISTRICT

Cash Summary Report

Full Account Code	Description	Initial Cash	MTD Received	FYTD Received	MTD Expended	FYTD Expended	Fund Balance	Encumbrance	Unencumbered Balance
009-9009	Art USS Fund	\$ 3.57	\$ 253.47	\$ 26,988.35	\$ 1,037.50	\$ 22,611.47	\$ 4,380.45	\$ 1,150.74	\$ 3,229.71
009-9010	Math Grades 6-8 USS	372.55	157.56	4,218.95	0.00	0.00	4,591.50	0.00	4,591.50
009-9011	Virtual Learning Supplies	7,543.10	0.00	0.00	0.00	0.00	7,543.10	0.00	7,543.10
010-9000	Classroom Facilities Project State Share	(478,279.29)	0.00	799,320.00	0.00	377,092.33	(56,051.62)	136,120.87	(192,172.49)
010-9001	Classroom Facilities Project Local Share	(88,314.34)	0.00	377,092.33	0.00	0.00	288,777.99	74,898.85	213,879.14
010-9900	Classroom Facilities State Share/Interest	333,229.87	0.00	23.78	0.00	0.00	333,253.65	0.00	333,253.65
010-9901	Classroom Facilities Local Share/Interest	1,772,051.30	688.32	8,185.14	0.00	0.00	1,780,236.44	0.00	1,780,236.44
018-9000	LJHS Neediest Kids of All	515.46	0.00	0.00	0.00	398.72	116.74	0.00	116.74
018-9001	Bowman Neediest Kids of All	2.38	0.00	2,000.00	0.00	1,972.40	29.98	0.00	29.98
018-9002	LJHS Morning Market	6,607.20	0.00	1,291.25	149.99	1,151.39	6,747.06	0.00	6,747.06
018-9003	Donovan Neediest Kids of All	829.98	0.00	1,500.00	(269.63)	2,196.37	133.61	0.00	133.61
018-9005	Berry Neediest Kids of All	181.97	0.00	1,000.00	0.00	1,096.89	85.08	0.00	85.08
018-9007	LJHS Teachers' Lounge	1,406.87	0.00	61.68	0.00	583.10	885.45	0.00	885.45
018-9009	LHS Media Center Fund	932.90	39.25	964.19	0.00	0.00	1,897.09	0.00	1,897.09
018-9010	Transportation Dept's Lounge	432.81	31.12	157.52	0.00	0.00	590.33	0.00	590.33
018-9011	Donovan Media Center	8,582.83	26.77	501.85	0.00	2,563.09	6,521.59	31.76	6,489.83
018-9013	Bowman Media Center	11,832.08	16.30	906.32	0.00	0.00	12,738.40	0.00	12,738.40
018-9015	LJHS Building Fund	13,019.12	10.51	5,490.54	693.92	5,165.46	13,344.20	0.00	13,344.20
018-9016	Camp Joy (Berry)	11,488.75	0.00	0.00	0.00	11,488.75	0.00	0.00	0.00
018-9019	Donovan Building Fund	586.14	267.76	16,900.44	260.47	16,471.45	1,015.13	0.00	1,015.13
018-9021	Bowman Building Fund - Student	29,520.35	30,004.64	47,867.43	139.79	20,306.89	57,080.89	283.28	56,797.61
018-9023	Berry Building Fund	4,935.41	31.89	19,270.22	1,405.60	12,413.20	11,792.43	362.00	11,430.43
018-9024	LHS Building Fund	11,365.00	149.04	13,858.21	29.99	15,485.22	9,737.99	324.43	9,413.56
018-9025	LHS Bridges	2,084.11	0.00	2,315.00	0.00	1,218.49	3,180.62	0.00	3,180.62
018-9027	LJHS Media Center	265.55	102.52	541.02	0.00	0.00	806.57	0.00	806.57
018-9028	Berry Media Center	4,198.32	8.04	140.82	0.00	0.00	4,339.14	0.00	4,339.14
018-9029	Ticket Sales Fund	6.48	0.00	6,525.34	3,531.82	6,531.82	0.00	0.00	0.00
018-9031	LJHS - Washington DC Trip	2,830.27	0.00	5,525.00	0.00	6,370.40	1,984.87	0.00	1,984.87
018-9032	LJHS - Harmon Civic Trust Red Ticket Program	891.37	0.00	2,000.00	389.93	1,958.15	933.22	110.07	823.15
018-9033	Bowman Student Assistance Fund	4,050.66	0.00	0.00	0.00	0.00	4,050.66	0.00	4,050.66
018-9034	Warrior Assistance Fund	1,750.00	0.00	1,125.00	201.92	201.92	2,673.08	0.00	2,673.08
018-9035	Technology Repair Fund	10,220.80	1,055.92	12,199.90	0.00	1,885.00	20,535.70	0.00	20,535.70
018-9036	Bowman Unplug & Play Fund	0.00	0.00	613.70	0.00	0.00	613.70	0.00	613.70
019-9002	Making Middle Schools Work Grant	315.00	0.00	0.00	0.00	0.00	315.00	0.00	315.00
019-9003	Greater Cincy Foundation Grant Learning Links	5.06	0.00	0.00	0.00	5.06	0.00	0.00	0.00

As Of Period: 06/30/2025

LEBANON CITY SCHOOL DISTRICT

Cash Summary Report

Full Account Code	Description	Initial Cash	MTD Received	FYTD Received	MTD Expended	FYTD Expended	Fund Balance	Encumbrance	Unencumbered Balance
019-9005	Greater Cincy Foundation Grant Learning Links	\$ 12.18	\$ 0.00	\$ 0.00	\$ 0.00	\$ 12.18	\$ 0.00	\$ 0.00	\$ 0.00
019-9006	Warren County Board of Dev Disabilites Grant	0.00	0.00	50,000.00	39,278.54	50,000.00	0.00	0.00	0.00
019-9008	Donovan Economics Program Fund	107.24	0.00	0.00	0.00	107.24	0.00	0.00	0.00
019-9013	Marth Holden Jennings Grant - McAndrews	4,811.25	0.00	0.00	0.00	0.00	4,811.25	0.00	4,811.25
019-9014	Morning Movers Grant	73.33	0.00	2,500.00	(79.33)	2,500.00	73.33	0.00	73.33
019-9016	FUSE Grant - Donovan	4,400.00	0.00	0.00	0.00	0.00	4,400.00	0.00	4,400.00
019-9020	LEARNING LINKS GRANT - SENSORY BREAKS LHS	12.21	0.00	0.00	0.00	12.21	0.00	0.00	0.00
019-9022	Hope Squad, Suicide Prevention Grant	283.39	0.00	0.00	0.00	0.00	283.39	0.00	283.39
019-9027	High Schools That Work Mini Grant - LJHS	625.03	0.00	0.00	0.00	0.00	625.03	0.00	625.03
019-9028	Learning Links Grant - Career Tech	1,296.00	0.00	0.00	0.00	0.00	1,296.00	0.00	1,296.00
019-9029	High Schools That Work Mini Grant - LHS	1,000.00	0.00	0.00	0.00	0.00	1,000.00	0.00	1,000.00
022-9000	Girls Volleyball Tournament Fund	3,992.00	0.00	2,811.00	1,034.00	3,992.00	2,811.00	0.00	2,811.00
022-9001	Boys Soccer Tournament Fund	277.00	0.00	0.00	0.00	277.00	0.00	0.00	0.00
022-9002	Girls Soccer Tournament Fund	0.00	0.00	833.00	0.00	833.00	0.00	0.00	0.00
022-9004	Wrestling Tournament Fund	1,687.00	0.00	0.00	0.00	1,687.00	0.00	0.00	0.00
022-9005	Baseball Tournament Fund	0.00	0.00	1,342.00	0.00	0.00	1,342.00	0.00	1,342.00
022-9006	Softball Tournament Fund	559.00	0.00	562.00	0.00	559.00	562.00	0.00	562.00
022-9007	Football Tournament Fund	3,280.00	0.00	7,538.00	538.00	10,818.00	0.00	0.00	0.00
022-9008	Girls Lacrosse Tournament Fund	0.00	0.00	457.00	0.00	0.00	457.00	0.00	457.00
022-9010	Boys Lacrosse Tournament Fund	517.00	0.00	0.00	0.00	517.00	0.00	0.00	0.00
034-0000	Classroom Facilities Maintenance .5 Mill	995,270.32	1,679.24	519,585.37	27,674.02	704,502.57	810,353.12	79,229.98	731,123.14
200-9000	Junior Council on World Affairs	1,339.06	0.00	0.00	0.00	0.00	1,339.06	0.00	1,339.06
200-9001	LHS Art & Portfolio Club	164.94	0.00	0.00	0.00	0.00	164.94	0.00	164.94
200-9003	LHS Drama Club	12,474.38	0.00	6,872.00	0.00	9,301.50	10,044.88	0.00	10,044.88
200-9004	LHS French Club	362.22	0.00	0.00	0.00	0.00	362.22	100.00	262.22
200-9005	LHS Spanish Club	748.08	0.00	0.00	0.00	0.00	748.08	0.00	748.08
200-9006	LHS FCCLA	6,107.33	0.00	5,000.00	0.00	1,575.94	9,531.39	1,290.06	8,241.33
200-9007	LHS FBLA	3,639.40	0.00	16,745.52	0.00	14,990.00	5,394.92	688.50	4,706.42
200-9008	LHS National Honor Society	4,236.49	126.91	3,314.91	0.00	3,549.33	4,002.07	256.73	3,745.34
200-9011	LHS Recording Club	646.89	0.00	0.00	0.00	0.00	646.89	0.00	646.89
200-9012	AFJROTC	6,215.06	25.00	1,502.50	0.00	4,086.10	3,631.46	0.00	3,631.46
200-9013	LJHS Student Council	8,833.40	0.00	0.00	0.00	237.33	8,596.07	0.00	8,596.07
200-9016	LHS Student Council	40,671.67	0.00	75,264.36	3,140.82	71,405.73	44,530.30	0.00	44,530.30

LEBANON CITY SCHOOL DISTRICT

Cash Summary Report

Full Account Code	Description	Initial Cash	MTD Received	FYTD Received	MTD Expended	FYTD Expended	Fund Balance	Encumbrance	Unencumbered Balance
200-9017	LJHS Warrior Pride Yearbook	\$ 15,397.71	\$ 725.00	\$ 3,202.11	\$ 0.00	\$ 177.97	\$ 18,421.85	\$ 4,000.00	\$ 14,421.85
200-9025	Key Club	1,859.26	0.00	495.00	0.00	416.00	1,938.26	0.00	1,938.26
200-9027	LHS Outdoor Adventure Club	1,900.62	0.00	0.00	0.00	0.00	1,900.62	0.00	1,900.62
200-9029	LHS Yearbook	38,711.12	0.00	15,230.00	8,634.33	22,337.26	31,603.86	0.00	31,603.86
200-9030	LJHS Spear Club	1,486.77	0.00	0.00	0.00	75.76	1,411.01	0.00	1,411.01
200-9032	LHS Ecology Club	393.22	0.00	0.00	0.00	0.00	393.22	0.00	393.22
200-9035	LJHS Drama Club	31,380.62	0.00	6,161.12	0.00	9,607.00	27,934.74	0.00	27,934.74
200-9037	LJHS Renaissance Academic Success	0.00	291.80	426.50	0.00	426.50	0.00	0.00	0.00
200-9038	LHS Intramurals	210.27	0.00	0.00	0.00	0.00	210.27	0.00	210.27
200-9040	Daylight Prom	2,596.77	0.00	0.00	0.00	0.00	2,596.77	0.00	2,596.77
200-9045	LJHS Science Club	536.85	0.00	0.00	0.00	0.00	536.85	0.00	536.85
200-9046	LHS Gender Sexuality Alliance (GSA)	887.10	0.00	0.00	0.00	0.00	887.10	0.00	887.10
200-9047	LJHS Builders' Club	22.50	0.00	0.00	0.00	0.00	22.50	0.00	22.50
200-9050	LJHS Pop Culture Club	247.86	0.00	0.00	0.00	0.00	247.86	0.00	247.86
200-9051	LHS Beverage Cart	414.04	0.00	728.00	0.00	317.75	824.29	0.00	824.29
200-9054	LHS Hope Squad	1,102.20	0.00	1,300.00	0.00	938.39	1,463.81	0.00	1,463.81
200-9055	LJHS WarZone	568.30	0.00	0.00	0.00	0.00	568.30	0.00	568.30
200-9056	LHS Class of 2024	3,671.82	0.00	0.00	0.00	0.00	3,671.82	0.00	3,671.82
200-9057	LHS Class of 2025	5,270.59	0.00	270.00	0.00	3,548.65	1,991.94	0.00	1,991.94
200-9058	Berry Student Council	422.40	0.00	0.00	0.00	0.00	422.40	0.00	422.40
200-9059	LHS Class of 2026	1,463.66	0.00	3,322.24	0.00	373.50	4,412.40	0.00	4,412.40
200-9060	LHS Maroon Makers	60.00	0.00	0.00	0.00	0.00	60.00	0.00	60.00
200-9061	LHS Class of 2027	873.75	0.00	790.00	0.00	577.70	1,086.05	0.00	1,086.05
200-9062	LHS Class of 2028	0.00	0.00	1,965.59	0.00	900.00	1,065.59	0.00	1,065.59
200-9063	LHS Business Academy	0.00	0.00	1,914.23	0.00	1,583.36	330.87	0.00	330.87
300-9401	Varsity Winter Guard	3,995.22	0.00	12,491.00	0.00	12,904.28	3,581.94	331.87	3,250.07
300-9402	Junior Varsity Winter Guard	2,740.57	0.00	6,750.00	0.00	6,319.43	3,171.14	0.00	3,171.14
300-9404	LHS Drumline	5,100.34	0.05	16,770.05	0.00	14,662.84	7,207.55	185.00	7,022.55
300-9406	Orchestra	5,327.68	0.00	14,308.00	6,383.01	10,746.91	8,888.77	1,590.03	7,298.74
300-9500	LHS Athletic Department	19,094.32	30,476.26	349,480.43	9,343.66	368,574.75	0.00	3,800.72	(3,800.72)
300-9505	LHS Captain's Council	419.16	0.00	0.00	0.00	0.00	419.16	0.00	419.16
300-9506	Boys Club Volleyball	6,757.67	0.00	5,994.00	64.89	5,053.52	7,698.15	0.00	7,698.15
300-9513	Indoor Track & Field	1,731.00	0.00	4,120.00	0.00	4,428.55	1,422.45	0.00	1,422.45
300-9514	LJHS Athletic Department	12,496.04	1,616.20	31,089.17	397.45	43,585.21	0.00	0.00	0.00
300-9515	LJHS Athletic Concessions	855.08	0.00	0.00	0.00	855.08	0.00	0.00	0.00
300-9516	LHS Dance Team	842.01	(57.69)	0.00	(57.69)	842.01	0.00	0.00	0.00
300-9517	LHS Warrior Stack	8,595.67	338.68	10,678.54	0.00	3,117.60	16,156.61	3,202.00	12,954.61
300-9993	LHS Baseball Team - Historical Society	7,549.70	0.00	16,309.76	0.00	16,409.07	7,450.39	0.00	7,450.39

As Of Period: 06/30/2025

LEBANON CITY SCHOOL DISTRICT

Cash Summary Report

Full Account Code	Description	Initial Cash	MTD Received	FYTD Received	MTD Expended	FYTD Expended	Fund Balance	Encumbrance	Unencumbered Balance
401-9024	St. Francis Auxiliary Services FY24	\$ 73,633.15	\$ 0.00	\$ 0.00	\$ 8,117.50	\$ 70,150.02	\$ 3,483.13	\$ 495.00	\$ 2,988.13
401-9025	St. Francis Auxiliary Services FY25	0.00	42.94	164,145.43	67,620.21	149,571.47	14,573.96	0.00	14,573.96
401-9124	Lebanon United Methodist Kindergarten FY24	9,075.84	0.00	0.00	5,354.70	8,682.38	393.46	0.00	393.46
401-9125	Lebanon United Methodist Kinder FY25	0.00	12.18	9,501.52	3,581.51	4,772.45	4,729.07	0.00	4,729.07
401-9224	Lebanon Christian Auxiliary Services FY24	102,373.44	0.00	0.00	9,371.78	68,754.92	33,618.52	2,730.00	30,888.52
401-9225	Lebanon Christian Auxiliary Services FY25	0.00	285.69	452,318.23	58,312.43	365,794.33	86,523.90	0.00	86,523.90
451-9024	FY 24 Network Subsidy	9,705.24	0.00	0.00	0.00	9,700.00	5.24	5.08	0.16
451-9025	FY 25 Network Subsidy	0.00	0.00	9,955.70	0.00	8,833.00	1,122.70	1,120.86	1.84
467-9020	Student Wellness and Success Fund	93,976.81	0.00	0.00	6,271.55	93,970.00	6.81	0.00	6.81
499-9020	School Safety Grant	11,361.25	0.00	0.00	0.00	11,361.25	0.00	0.00	0.00
499-9025	School Safety Grant OH BWC FY 25	0.00	0.00	35,979.60	0.00	35,979.60	0.00	0.00	0.00
499-9124	Parent Mentor Grant FY 24	(15.42)	0.00	4,899.09	0.00	4,883.67	0.00	0.00	0.00
499-9125	Parent Mentor Grant FY 25	0.00	4,633.38	25,000.00	1,050.26	25,000.00	0.00	0.00	0.00
499-9224	Skills Trainer Project Grant FY24	(11,400.00)	0.00	11,400.00	0.00	0.00	0.00	0.00	0.00
499-9225	Skills Trainer Project Grant FY25	0.00	0.00	10,721.46	(1,753.46)	8,968.00	1,753.46	0.00	1,753.46
499-9424	OH Attorney General School Law Enfor Technology Grant FY24	30,000.00	0.00	0.00	0.00	0.00	30,000.00	0.00	30,000.00
499-9524	OH Attorney General School Safety Grant FY24	22,744.69	0.00	0.00	0.00	22,744.69	0.00	0.00	0.00
499-9525	OH AG School Safety Grant FY25	0.00	0.00	62,279.74	0.00	0.00	62,279.74	0.00	62,279.74
507-9123	ESSER ARP Grant Funds (COVID) - FY23	0.00	0.00	74,402.61	0.00	74,402.61	0.00	0.00	0.00
516-9024	IDEA, PART B FY 24	(79,346.53)	0.00	241,135.69	0.00	161,789.16	0.00	0.00	0.00
516-9025	IDEA, PART B FY 25	0.00	146,584.22	940,497.48	93,211.14	1,130,984.03	(190,486.55)	6,870.00	(197,356.55)
536-9025	Title I Supplemental School Impr - Stimulus A	0.00	0.00	0.00	0.00	96,957.19	(96,957.19)	0.00	(96,957.19)
551-9024	Title III, LEP FY 24	(360.38)	0.00	1,873.85	0.00	1,513.47	0.00	0.00	0.00
551-9025	Title III, LEP FY 25	0.00	1,546.46	14,888.03	1,569.64	16,457.67	(1,569.64)	0.00	(1,569.64)
572-9024	TITLE I FY 24	(98,207.01)	0.00	243,777.11	0.00	145,570.10	0.00	0.00	0.00
572-9025	Title I FY 25	0.00	110,661.72	732,095.29	25,517.85	752,613.03	(20,517.74)	4,428.41	(24,946.15)
572-9125	Expanding Opportunities Grant FY25	0.00	0.00	0.00	0.00	42,843.48	(42,843.48)	0.00	(42,843.48)
584-9024	Title IV-A Student Support & Acad. Enrich.	(24,000.00)	0.00	31,609.53	0.00	7,609.53	0.00	0.00	0.00
584-9025	Title IV-A Student Support & Acad. Enrich.	0.00	530.06	28,528.11	(6,767.68)	21,760.43	6,767.68	8,411.23	(1,643.55)
584-9124	Title IV-A Stronger Connections	0.00	0.00	0.00	9,000.00	9,000.00	(9,000.00)	0.00	(9,000.00)

LEBANON CITY SCHOOL DISTRICT

Cash Summary Report

Full Account Code	Description	Initial Cash	MTD Received	FYTD Received	MTD Expended	FYTD Expended	Fund Balance	Encumbrance	Unencumbered Balance
	Grant								
587-9024	IDEA, Early Childhood Education FY 24	\$ (1,788.55)	\$ 0.00	\$ 1,788.55	\$ 0.00	\$ 0.00	\$ 0.00	\$ 0.00	\$ 0.00
587-9025	IDEA, Early Childhood Education FY 25	0.00	0.00	30,661.66	0.00	30,661.66	0.00	0.00	0.00
590-9024	TITLE II-A FY 24	0.00	0.00	20,097.21	0.00	20,097.21	0.00	0.00	0.00
590-9025	TITLE II-A FY 25	0.00	0.00	144,466.31	0.00	144,466.31	0.00	0.00	0.00
599-9023	School Safety Grant OFCC FY23	88,776.44	0.00	0.00	0.00	88,776.44	0.00	0.00	0.00
Grand Total		\$ 43,325,691.38	\$ 2,711,460.47	\$ 88,083,951.32	\$ 7,934,441.27	\$ 91,860,597.83	\$ 39,549,044.87	\$ 2,196,986.08	\$ 37,352,058.79

Start Date: 06/01/2025

End Date: 06/30/2025

LEBANON CITY SCHOOL DISTRICT

Disbursement Summary Report

Reference Number	Check Number	Type	Date	Name	Vendor #	Status	Reconcile Date	Void Date	Amount
53701	195251	ACCOUNTS_PAYA BLE	6/5/2025	BECKMAN ENVIRONMENTA L	20330	RECONCILED	6/30/2025		\$ 133.10
53730	195252	ACCOUNTS_PAYA BLE	6/5/2025	BETHESDA HEALTHCARE INC.	20453	RECONCILED	6/30/2025		901.00
53698	195253	ACCOUNTS_PAYA BLE	6/5/2025	ZANER-BLOSER, INC.	20460	RECONCILED	6/30/2025		4,736.71
53668	195254	ACCOUNTS_PAYA BLE	6/5/2025	BLICK ART MATERIALS	20520	RECONCILED	6/30/2025		5,338.46
53754	195255	ACCOUNTS_PAYA BLE	6/5/2025	BURGER; NICOLE	21035	RECONCILED	6/30/2025		35.82
53749	195256	ACCOUNTS_PAYA BLE	6/5/2025	CHAMBERLIN: PAULA	30470	RECONCILED	6/30/2025		24.99
53710	195257	ACCOUNTS_PAYA BLE	6/5/2025	DUKE ENERGY PAYMENT PROCESSING	30760	RECONCILED	6/30/2025		1,790.02
53665	195258	ACCOUNTS_PAYA BLE	6/5/2025	THE CITY OF LEBANON	30840	RECONCILED	6/30/2025		67,633.52
53714	195259	ACCOUNTS_PAYA BLE	6/5/2025	DALTON; BRIAN	40055	RECONCILED	6/30/2025		75.06
53716	195260	ACCOUNTS_PAYA BLE	6/5/2025	DONUT SHOP	40670	OUTSTANDING			150.00
53731	195261	ACCOUNTS_PAYA BLE	6/5/2025	U.S. BANK	50555	RECONCILED	6/30/2025		619.31
53740	195262	ACCOUNTS_PAYA BLE	6/5/2025	ENNIS BRITTON CO, LPA	50660	RECONCILED	6/30/2025		1,519.00
53758	195263	ACCOUNTS_PAYA BLE	6/5/2025	GRALER; MARK	70530	RECONCILED	6/30/2025		62.16
53680	195264	ACCOUNTS_PAYA BLE	6/5/2025	HAHN; RACHEL	80000	RECONCILED	6/30/2025		14.38
53681	195265	ACCOUNTS_PAYA BLE	6/5/2025	HAL LEONARD CORPORATION	80055	RECONCILED	6/30/2025		32.28
53677	195266	ACCOUNTS_PAYA BLE	6/5/2025	HAMILTON COUNTY ESC	80138	RECONCILED	6/30/2025		29,718.75
53751	195267	ACCOUNTS_PAYA BLE	6/5/2025	HENRY; MARGARET	80513	RECONCILED	6/30/2025		21.78
53746	195268	ACCOUNTS_PAYA BLE	6/5/2025	HOME DEPOT CREDIT SERVICES	80907	RECONCILED	6/30/2025		144.77
53702	195269	ACCOUNTS_PAYA BLE	6/5/2025	KLETZLY; BETH	110410	RECONCILED	6/30/2025		1,405.60
53706	195270	ACCOUNTS_PAYA BLE	6/5/2025	KROGER CO.	110545	RECONCILED	6/30/2025		375.53
53705	195271	ACCOUNTS_PAYA BLE	6/5/2025	LEBANON LAROSA'S	120178	RECONCILED	6/30/2025		153.03
53745	195272	ACCOUNTS_PAYA BLE	6/5/2025	MCHENRY; SHERI	130745	RECONCILED	6/30/2025		12.93

Start Date: 06/01/2025

End Date: 06/30/2025

LEBANON CITY SCHOOL DISTRICT

Disbursement Summary Report

Reference Number	Check Number	Type	Date	Name	Vendor #	Status	Reconcile Date	Void Date	Amount
53692	195273	ACCOUNTS_PAYA BLE	6/5/2025	MONTGOMERY COUNTY	131520	RECONCILED	6/30/2025		\$ 5,000.00
53741	195274	ACCOUNTS_PAYA BLE	6/5/2025	NORWOOD HARDWARE & SUPPLY CO.	140470	RECONCILED	6/30/2025		162.00
53756	195275	ACCOUNTS_PAYA BLE	6/5/2025	O.A.S.B.O.	150112	RECONCILED	6/30/2025		1,346.00
53703	195276	ACCOUNTS_PAYA BLE	6/5/2025	PALMER; LORI	160043	OUTSTANDING			12.98
53707	195277	ACCOUNTS_PAYA BLE	6/5/2025	POFF'S LAWN & LANDSCAPING	160466	RECONCILED	6/30/2025		1,905.00
53718	195278	ACCOUNTS_PAYA BLE	6/5/2025	KONE INC.	160960	RECONCILED	6/30/2025		2,693.70
53713	195279	ACCOUNTS_PAYA BLE	6/5/2025	SCHOOL HEALTH CORPORATION	190388	RECONCILED	6/30/2025		27.82
53669	195280	ACCOUNTS_PAYA BLE	6/5/2025	TROPHY AWARDS	200559	RECONCILED	6/30/2025		332.18
53744	195281	ACCOUNTS_PAYA BLE	6/5/2025	VERTICAL SYSTEMS ELEVATOR	220162	RECONCILED	6/30/2025		218.36
53671	195282	ACCOUNTS_PAYA BLE	6/5/2025	CAPITAL ONE	220900	RECONCILED	6/30/2025		1,874.05
53683	195283	ACCOUNTS_PAYA BLE	6/5/2025	WARREN COUNTY ESC	230196	RECONCILED	6/30/2025		3,300.00
53694	195284	ACCOUNTS_PAYA BLE	6/5/2025	BUSKIRK; ROBYN	610032	RECONCILED	6/30/2025		82.25
53696	195285	ACCOUNTS_PAYA BLE	6/5/2025	MIDDLETOWN CITY SCHOOL DIST.	610992	RECONCILED	6/30/2025		1,506.38
53727	195286	ACCOUNTS_PAYA BLE	6/5/2025	SPENCE; ANNA MARATOS	676001	RECONCILED	6/30/2025		27.38
53717	195287	ACCOUNTS_PAYA BLE	6/5/2025	CALVERT; HEIDI	801868	RECONCILED	6/30/2025		38.78
53675	195288	ACCOUNTS_PAYA BLE	6/5/2025	J.W. PEPPER & SON INC.	802092	RECONCILED	6/30/2025		719.17
53711	195289	ACCOUNTS_PAYA BLE	6/5/2025	NEOLA; INC.	802173	RECONCILED	6/30/2025		1,535.00
53672	195290	ACCOUNTS_PAYA BLE	6/5/2025	SCHNEIDER ELECTRIC	802356	RECONCILED	6/30/2025		1,430.00
53697	195291	ACCOUNTS_PAYA BLE	6/5/2025	TYLER TECHNOLOGIES, INC.	802376	RECONCILED	6/30/2025		20,612.34
53757	195292	ACCOUNTS_PAYA BLE	6/5/2025	MATTHEW BENDER & CO. INC.	802477	RECONCILED	6/30/2025		1,070.79
53743	195293	ACCOUNTS_PAYA BLE	6/5/2025	ATRIUM MEDICAL CENTER	802725	RECONCILED	6/30/2025		75.00

Start Date: 06/01/2025

End Date: 06/30/2025

LEBANON CITY SCHOOL DISTRICT

Disbursement Summary Report

Reference Number	Check Number	Type	Date	Name	Vendor #	Status	Reconcile Date	Void Date	Amount
53688	195294	ACCOUNTS_PAYA BLE	6/5/2025	BRUNK; ALEX	802936	RECONCILED	6/30/2025		\$ 80.00
53690	195295	ACCOUNTS_PAYA BLE	6/5/2025	SWEETWATER SOUND INC.	802952	RECONCILED	6/30/2025		128.93
53715	195296	ACCOUNTS_PAYA BLE	6/5/2025	LEBANON LIONS CLUB	804033	RECONCILED	6/30/2025		75.00
53684	195297	ACCOUNTS_PAYA BLE	6/5/2025	AIRGAS USA LLC	804036	RECONCILED	6/30/2025		321.75
53667	195298	ACCOUNTS_PAYA BLE	6/5/2025	HOUGHTON MIFFLIN HARCOURT	804155	RECONCILED	6/30/2025		1,716.80
53719	195299	ACCOUNTS_PAYA BLE	6/5/2025	BUTLER CO. ESC	804648	RECONCILED	6/30/2025		14,163.00
53704	195300	ACCOUNTS_PAYA BLE	6/5/2025	CORNELL STUDIO SUPPLY	804844	RECONCILED	6/30/2025		1,991.00
53736	195301	ACCOUNTS_PAYA BLE	6/5/2025	CRAWFORD; TONI	804878	RECONCILED	6/30/2025		100.00
53674	195302	ACCOUNTS_PAYA BLE	6/5/2025	WALMART VISION CENTER	805457	RECONCILED	6/30/2025		58.00
53693	195303	ACCOUNTS_PAYA BLE	6/5/2025	NWEA	805566	RECONCILED	6/30/2025		870.00
53673	195304	ACCOUNTS_PAYA BLE	6/5/2025	INTERSTATE BILLING SERVICE INC	805667	RECONCILED	6/30/2025		1,954.14
53734	195305	ACCOUNTS_PAYA BLE	6/5/2025	RAINBOW RESOURCE CENTER	806100	RECONCILED	6/30/2025		19.49
53691	195306	ACCOUNTS_PAYA BLE	6/5/2025	MCGRAW-HILL SCHOOL EDUCATION	806332	RECONCILED	6/30/2025		11,022.58
53708	195307	ACCOUNTS_PAYA BLE	6/5/2025	WOOD, CASEY	806931	RECONCILED	6/30/2025		41.12
53733	195308	ACCOUNTS_PAYA BLE	6/5/2025	BIERKAN; MARK	807098	RECONCILED	6/30/2025		273.76
53747	195309	ACCOUNTS_PAYA BLE	6/5/2025	BOSDELL; EMILY	807346	RECONCILED	6/30/2025		149.99
53759	195310	ACCOUNTS_PAYA BLE	6/5/2025	HESTER; SARAH	807427	RECONCILED	6/30/2025		57.99
53755	195311	ACCOUNTS_PAYA BLE	6/5/2025	HAUER MUSIC	807434	RECONCILED	6/30/2025		83.00
53760	195312	ACCOUNTS_PAYA BLE	6/5/2025	MCHALE, ERYN	807451	RECONCILED	6/30/2025		80.19
53729	195313	ACCOUNTS_PAYA BLE	6/5/2025	BEST DRIVE LLC	807700	OUTSTANDING			3,350.00
53742	195314	ACCOUNTS_PAYA BLE	6/5/2025	PITNEY BOWES GLOBAL FINANCIAL	807881	RECONCILED	6/30/2025		863.73
53687	195315	ACCOUNTS_PAYA	6/5/2025	ROBERTSON,	807882	RECONCILED	6/30/2025		100.94

Start Date: 06/01/2025

End Date: 06/30/2025

LEBANON CITY SCHOOL DISTRICT

Disbursement Summary Report

Reference Number	Check Number	Type	Date	Name	Vendor #	Status	Reconcile Date	Void Date	Amount
		BLE		LORI					
53721	195316	ACCOUNTS_PAYA	6/5/2025	A BOOK	807922	RECONCILED	6/30/2025		\$ 176.94
		BLE		COMPANY, LLC					
53723	195317	ACCOUNTS_PAYA	6/5/2025	CUMMINS INC.	808169	RECONCILED	6/30/2025		840.00
		BLE							
53676	195318	ACCOUNTS_PAYA	6/5/2025	OHIO CAT	808222	RECONCILED	6/30/2025		559.81
		BLE							
53725	195319	ACCOUNTS_PAYA	6/5/2025	JONES; SARAH	808232	RECONCILED	6/30/2025		150.00
		BLE							
53682	195320	ACCOUNTS_PAYA	6/5/2025	O'REILLY AUTO	808521	RECONCILED	6/30/2025		233.73
		BLE		PARTS					
53670	195321	ACCOUNTS_PAYA	6/5/2025	AMAZON	808695	RECONCILED	6/30/2025		5,212.02
		BLE		CAPITAL					
				SERVICES					
53700	195322	ACCOUNTS_PAYA	6/5/2025	SOUTHERN OHIO	808724	RECONCILED	6/30/2025		612.00
		BLE		PIZZA INC					
53753	195323	ACCOUNTS_PAYA	6/5/2025	MIAMI VALLEY	808823	RECONCILED	6/30/2025		238.46
		BLE		POWER					
				EQUIPMENT					
53679	195324	ACCOUNTS_PAYA	6/5/2025	SAVVAS	809092	RECONCILED	6/30/2025		712.80
		BLE		LEARNING					
				COMPANY LLC					
53728	195325	ACCOUNTS_PAYA	6/5/2025	KEITH PANTLING	809109	RECONCILED	6/30/2025		363.40
		BLE							
53686	195326	ACCOUNTS_PAYA	6/5/2025	AFFORDABLE	809194	RECONCILED	6/30/2025		1,555.76
		BLE		LANGUAGE					
				SERVICES					
53709	195327	ACCOUNTS_PAYA	6/5/2025	SCHOOL	809420	RECONCILED	6/30/2025		66,061.30
		BLE		SPECIALTY LLC					
53666	195328	ACCOUNTS_PAYA	6/5/2025	ALCOR SUPPLY	809425	RECONCILED	6/30/2025		1,660.50
		BLE		COMPANY					
53726	195329	ACCOUNTS_PAYA	6/5/2025	WORLD FUEL	809664	RECONCILED	6/30/2025		1,459.76
		BLE		SERVICES INC.					
53689	195330	ACCOUNTS_PAYA	6/5/2025	FOLLETT	809666	RECONCILED	6/30/2025		8,515.22
		BLE		CONTENT					
				SOLUTIONS					
53724	195331	ACCOUNTS_PAYA	6/5/2025	HADDIX; GINGER	809701	RECONCILED	6/30/2025		19.20
		BLE							
53735	195332	ACCOUNTS_PAYA	6/5/2025	CINCINNATI	809884	RECONCILED	6/30/2025		446.25
		BLE		OCCUPATIONAL					
				THERAPY					
				INSTITUTE					
53752	195333	ACCOUNTS_PAYA	6/5/2025	ROBERT	809929	RECONCILED	6/30/2025		159.28
		BLE		REYNOLDS					
53738	195334	ACCOUNTS_PAYA	6/5/2025	OHIO SCHOLAR	809952	RECONCILED	6/30/2025		41,407.75
		BLE		TRANSPORT					
53750	195335	ACCOUNTS_PAYA	6/5/2025	SECURLY INC	810034	RECONCILED	6/30/2025		8,550.00
		BLE							

Start Date: 06/01/2025

End Date: 06/30/2025

LEBANON CITY SCHOOL DISTRICT

Disbursement Summary Report

Reference Number	Check Number	Type	Date	Name	Vendor #	Status	Reconcile Date	Void Date	Amount
53712	195336	ACCOUNTS_PAYA BLE	6/5/2025	THE IMPACT GROUP INC	810465	RECONCILED	6/30/2025		\$ 5,000.00
53732	195337	ACCOUNTS_PAYA BLE	6/5/2025	TIRE DISCOUNTERS	810513	RECONCILED	6/30/2025		569.56
53722	195338	ACCOUNTS_PAYA BLE	6/5/2025	ALTA FIBER - 1942943	810626	RECONCILED	6/30/2025		36.52
53695	195339	ACCOUNTS_PAYA BLE	6/5/2025	VALLEY JANITOR SUPPLY	810633	RECONCILED	6/30/2025		1,071.68
53737	195340	ACCOUNTS_PAYA BLE	6/5/2025	AUDREY McCLURE	810654	RECONCILED	6/30/2025		115.34
53685	195341	ACCOUNTS_PAYA BLE	6/5/2025	ALEXI FIELDER	810674	RECONCILED	6/30/2025		27.93
53699	195342	ACCOUNTS_PAYA BLE	6/5/2025	EMILY WILLIAMS	810696	OUTSTANDING			254.97
53739	195343	REFUND	6/5/2025	STACEY NISONGER	810860	RECONCILED	6/30/2025		25.60
53748	195344	ACCOUNTS_PAYA BLE	6/5/2025	TAYLOR MUSIC	810861	RECONCILED	6/30/2025		270.00
53720	195345	ACCOUNTS_PAYA BLE	6/5/2025	ALENA DENCHIK	810862	RECONCILED	6/30/2025		3,434.92
53678	195346	ACCOUNTS_PAYA BLE	6/5/2025	JACO WATERPROOFING	810863	RECONCILED	6/30/2025		5,600.00
53763	195347	ACCOUNTS_PAYA BLE	6/6/2025	SCHOLASTIC MAGAZINES	190326	RECONCILED	6/30/2025		65.89
53762	195348	ACCOUNTS_PAYA BLE	6/6/2025	OHIO CAT	808222	RECONCILED	6/30/2025		518.45
53761	195349	ACCOUNTS_PAYA BLE	6/6/2025	NATIONWIDE HOTEL AND	810050	RECONCILED	6/30/2025		852.00
53770	195350	ACCOUNTS_PAYA BLE	6/12/2025	BUTLER CONCRETE CO.	806518	RECONCILED	6/30/2025		8,200.00
53771	195351	ACCOUNTS_PAYA BLE	6/12/2025	BUTLER CONCRETE CO.	806518	RECONCILED	6/30/2025		6,500.00
53805	195352	ACCOUNTS_PAYA BLE	6/12/2025	BLICK ART MATERIALS	20520	RECONCILED	6/30/2025		2,464.04
53784	195353	ACCOUNTS_PAYA BLE	6/12/2025	CDW GOVERNMENT INC.	30015	RECONCILED	6/30/2025		8,471.29
53772	195354	ACCOUNTS_PAYA BLE	6/12/2025	DUKE ENERGY PAYMENT PROCESSING	30760	RECONCILED	6/30/2025		149.75
53818	195355	ACCOUNTS_PAYA BLE	6/12/2025	CINTAS	30810	RECONCILED	6/30/2025		273.09
53782	195356	ACCOUNTS_PAYA BLE	6/12/2025	DONUT SHOP	40670	OUTSTANDING			400.00
53774	195357	ACCOUNTS_PAYA BLE	6/12/2025	U.S. BANK	50555	RECONCILED	6/30/2025		6,548.99
53837	195358	ACCOUNTS_PAYA BLE	6/12/2025	FOUR SEASONS ENVIROMENTAL	60445	RECONCILED	6/30/2025		22,700.00

Start Date: 06/01/2025

End Date: 06/30/2025

LEBANON CITY SCHOOL DISTRICT

Disbursement Summary Report

Reference Number	Check Number	Type	Date	Name	Vendor #	Status	Reconcile Date	Void Date	Amount
				INC					
53773	195359	ACCOUNTS_PAYA BLE	6/12/2025	GORDON FOOD SERVICE	70449	RECONCILED	6/30/2025		\$ 1,532.50
53799	195360	ACCOUNTS_PAYA BLE	6/12/2025	HAMILTON COUNTY ESC	80138	RECONCILED	6/30/2025		25.00
53785	195361	ACCOUNTS_PAYA BLE	6/12/2025	HOME DEPOT CREDIT SERVICES	80907	RECONCILED	6/30/2025		1,099.45
53807	195362	ACCOUNTS_PAYA BLE	6/12/2025	HOUSLEY SHELLIE	81029	RECONCILED	6/30/2025		159.00
53841	195363	ACCOUNTS_PAYA BLE	6/12/2025	KROGER CO.	110545	RECONCILED	6/30/2025		290.51
53816	195364	ACCOUNTS_PAYA BLE	6/12/2025	LEBANON LAROSA'S	120178	RECONCILED	6/30/2025		138.64
53813	195365	ACCOUNTS_PAYA BLE	6/12/2025	MODERN OFFICE METHODS	131480	RECONCILED	6/30/2025		7,321.37
53777	195366	ACCOUNTS_PAYA BLE	6/12/2025	SCANTRON CORPORATION	140041	RECONCILED	6/30/2025		211.09
53826	195367	ACCOUNTS_PAYA BLE	6/12/2025	O.A.S.B.O.	150112	RECONCILED	6/30/2025		50.00
53847	195368	ACCOUNTS_PAYA BLE	6/12/2025	TREASURER STATE OF OHIO	150201	RECONCILED	6/30/2025		101.25
53834	195369	ACCOUNTS_PAYA BLE	6/12/2025	SCHOLASTIC INC.	190290	RECONCILED	6/30/2025		476.02
53780	195370	ACCOUNTS_PAYA BLE	6/12/2025	TROPHY AWARDS	200559	RECONCILED	6/30/2025		100.98
53836	195371	ACCOUNTS_PAYA BLE	6/12/2025	WARREN COUNTY	230194	RECONCILED	6/30/2025		316.00
53820	195372	ACCOUNTS_PAYA BLE	6/12/2025	WARREN COUNTY ESC	230196	RECONCILED	6/30/2025		737.00
53789	195373	ACCOUNTS_PAYA BLE	6/12/2025	WILLIAM H. SADLIER INC.	230592	RECONCILED	6/30/2025		344.95
53832	195374	ACCOUNTS_PAYA BLE	6/12/2025	MIDDLETOWN CITY SCHOOL DIST.	610992	RECONCILED	6/30/2025		1,557.98
53783	195375	ACCOUNTS_PAYA BLE	6/12/2025	J.W. PEPPER & SON INC.	802092	RECONCILED	6/30/2025		811.99
53801	195376	ACCOUNTS_PAYA BLE	6/12/2025	Ace Hardware W.C.	802545	RECONCILED	6/30/2025		112.64
53792	195377	ACCOUNTS_PAYA BLE	6/12/2025	ADORAMA INC.	802831	RECONCILED	6/30/2025		6,537.38
53831	195378	ACCOUNTS_PAYA BLE	6/12/2025	DANIEL F. JONES; CONTRACTOR	802983	OUTSTANDING			23,800.00
53804	195379	ACCOUNTS_PAYA BLE	6/12/2025	W.R. HACKETT, INC.	804035	RECONCILED	6/30/2025		619.10
53814	195380	ACCOUNTS_PAYA BLE	6/12/2025	SAFETY-KLEEN SYSTEMS INC.	804198	RECONCILED	6/30/2025		397.72

Start Date: 06/01/2025

End Date: 06/30/2025

LEBANON CITY SCHOOL DISTRICT

Disbursement Summary Report

Reference Number	Check Number	Type	Date	Name	Vendor #	Status	Reconcile Date	Void Date	Amount
53810	195381	ACCOUNTS_PAYA BLE	6/12/2025	OAPT/OHIO ASSOCIATION FOR	804577	RECONCILED	6/30/2025		\$ 50.00
53796	195382	ACCOUNTS_PAYA BLE	6/12/2025	BUTLER CO. ESC	804648	RECONCILED	6/30/2025		894.00
53775	195383	ACCOUNTS_PAYA BLE	6/12/2025	THE COLLEGE BOARD	805023	RECONCILED	6/30/2025		46,340.00
53809	195384	ACCOUNTS_PAYA BLE	6/12/2025	LINEHAUL HEAVY DUTY LLC	805272	RECONCILED	6/30/2025		1,638.76
53787	195385	ACCOUNTS_PAYA BLE	6/12/2025	INTERSTATE BILLING SERVICE INC	805667	RECONCILED	6/30/2025		344.67
53829	195386	ACCOUNTS_PAYA BLE	6/12/2025	VISTA HIGHER LEARNING	805845	RECONCILED	6/30/2025		14,264.00
53824	195387	ACCOUNTS_PAYA BLE	6/12/2025	MAXIM HEALTHCARE	805953	RECONCILED	6/30/2025		4,690.00
53790	195388	ACCOUNTS_PAYA BLE	6/12/2025	ISPACE	806112	OUTSTANDING			1,174.76
53776	195389	ACCOUNTS_PAYA BLE	6/12/2025	VERIZON WIRELESS	806436	RECONCILED	6/30/2025		2,274.23
53819	195390	ACCOUNTS_PAYA BLE	6/12/2025	NYE; TARA	806488	RECONCILED	6/30/2025		88.15
53825	195391	ACCOUNTS_PAYA BLE	6/12/2025	FOLLETT HIGHER EDUCATION GROUP	807081	RECONCILED	6/30/2025		293.53
53823	195392	ACCOUNTS_PAYA BLE	6/12/2025	PRC TECHNOLOGY GROUP LLC	807187	RECONCILED	6/30/2025		570.00
53838	195393	ACCOUNTS_PAYA BLE	6/12/2025	SILCOX; DAVE	807279	RECONCILED	6/30/2025		30.18
53846	195394	ACCOUNTS_PAYA BLE	6/12/2025	EQUIPMENT DEPOT	807389	RECONCILED	6/30/2025		26.20
53840	195395	ACCOUNTS_PAYA BLE	6/12/2025	MIAMI COUNTY ESC	807526	RECONCILED	6/30/2025		3,582.00
53794	195396	ACCOUNTS_PAYA BLE	6/12/2025	JAMF SOFTWARE, LLC	807543	RECONCILED	6/30/2025		2,300.00
53815	195397	ACCOUNTS_PAYA BLE	6/12/2025	OHIO CAT	808222	RECONCILED	6/30/2025		1,502.72
53828	195398	ACCOUNTS_PAYA BLE	6/12/2025	PREMIER OCCUPATIONAL HEALTH	808251	RECONCILED	6/30/2025		533.40
53779	195399	ACCOUNTS_PAYA BLE	6/12/2025	COSN - THE CONSORTIUM	808303	RECONCILED	6/30/2025		1,020.00
53793	195400	ACCOUNTS_PAYA BLE	6/12/2025	AMAZON CAPITAL SERVICES	808695	RECONCILED	6/30/2025		1,019.68
53778	195401	ACCOUNTS_PAYA BLE	6/12/2025	CINCINNATI CENTER FOR	808734	RECONCILED	6/30/2025		26,659.16

Start Date: 06/01/2025

End Date: 06/30/2025

LEBANON CITY SCHOOL DISTRICT

Disbursement Summary Report

Reference Number	Check Number	Type	Date	Name	Vendor #	Status	Reconcile Date	Void Date	Amount
53797	195402	ACCOUNTS_PAYA BLE	6/12/2025	AUTISM MIAMI VALLEY POWER EQUIPMENT	808823	RECONCILED	6/30/2025		\$ 195.60
53849	195403	ACCOUNTS_PAYA BLE	6/12/2025	QBS LLC	808908	RECONCILED	6/30/2025		6,897.00
53795	195404	ACCOUNTS_PAYA BLE	6/12/2025	REITER DAIRY	809091	RECONCILED	6/30/2025		1,536.90
53848	195405	ACCOUNTS_PAYA BLE	6/12/2025	EDPUZZLE INC.	809105	RECONCILED	6/30/2025		15,370.00
53798	195406	ACCOUNTS_PAYA BLE	6/12/2025	KEITH PANTLING	809109	RECONCILED	6/30/2025		195.94
53786	195407	ACCOUNTS_PAYA BLE	6/12/2025	ZANOLA; MEAGAN	809412	RECONCILED	6/30/2025		323.00
53808	195408	ACCOUNTS_PAYA BLE	6/12/2025	ALCOR SUPPLY COMPANY	809425	RECONCILED	6/30/2025		108.00
53803	195409	ACCOUNTS_PAYA BLE	6/12/2025	S&S SCHOOL BUS SEATS AND PARTS	809582	RECONCILED	6/30/2025		360.45
53811	195410	ACCOUNTS_PAYA BLE	6/12/2025	WILSON LANGUAGE TRAINING	809633	RECONCILED	6/30/2025		6,160.00
53835	195411	ACCOUNTS_PAYA BLE	6/12/2025	FOLLETT CONTENT SOLUTIONS	809666	RECONCILED	6/30/2025		48.50
53806	195412	ACCOUNTS_PAYA BLE	6/12/2025	INSTITUTE FOR MULTI-SENSORY EDUCATION	809955	RECONCILED	6/30/2025		3,250.00
53830	195413	ACCOUNTS_PAYA BLE	6/12/2025	SECURLY INC	810034	RECONCILED	6/30/2025		2,756.00
53791	195414	ACCOUNTS_PAYA BLE	6/12/2025	IGS VENTURES, INC	810167	RECONCILED	6/30/2025		7,856.25
53844	195415	ACCOUNTS_PAYA BLE	6/12/2025	OFFICE 360	810289	RECONCILED	6/30/2025		5.19
53800	195416	ACCOUNTS_PAYA BLE	6/12/2025	RYAN'S ALL GLASS	810346	RECONCILED	6/30/2025		1,409.00
53788	195417	ACCOUNTS_PAYA BLE	6/12/2025	T-MOBILE	810498	RECONCILED	6/30/2025		1,688.85
53839	195418	ACCOUNTS_PAYA BLE	6/12/2025	TIRE DISCOUNTERS	810513	RECONCILED	6/30/2025		196.30
53802	195419	ACCOUNTS_PAYA BLE	6/12/2025	TEACHER'S DISCOVERY	810556	RECONCILED	6/30/2025		378.91
53842	195420	ACCOUNTS_PAYA BLE	6/12/2025	SHARED RESOURCE CENTER	810563	RECONCILED	6/30/2025		6,548.35
53843	195421	ACCOUNTS_PAYA BLE	6/12/2025	ATLANTIC FOODS CORP	810578	OUTSTANDING			376.52
53821	195422	ACCOUNTS_PAYA	6/12/2025	ALTAFIBER	810592	RECONCILED	6/30/2025		96.93

Start Date: 06/01/2025

End Date: 06/30/2025

LEBANON CITY SCHOOL DISTRICT

Disbursement Summary Report

Reference Number	Check Number	Type	Date	Name	Vendor #	Status	Reconcile Date	Void Date	Amount
		BLE							
53812	195423	ACCOUNTS_PAYA	6/12/2025	VESTIS	810624	RECONCILED	6/30/2025		\$ 22.38
		BLE		SERVICES, LLC					
53817	195424	ACCOUNTS_PAYA	6/12/2025	VALLEY JANITOR	810633	RECONCILED	6/30/2025		594.32
		BLE		SUPPLY					
53781	195425	ACCOUNTS_PAYA	6/12/2025	ELIZABETH	810638	RECONCILED	6/30/2025		97.34
		BLE		DEUER					
53822	195426	ACCOUNTS_PAYA	6/12/2025	MIDWEST MOTOR	810790	RECONCILED	6/30/2025		185.90
		BLE		SUPPLY CO. INC					
53833	195427	ACCOUNTS_PAYA	6/12/2025	ROBERT J MILLER	810813	RECONCILED	6/30/2025		19,200.00
		BLE		& ASSOCIATES, INC.					
53845	195428	ACCOUNTS_PAYA	6/12/2025	CRYSTAL	810859	OUTSTANDING			46.25
		BLE		THOMAS					
53913	195429	ACCOUNTS_PAYA	6/18/2025	APPLE INC.	10920	RECONCILED	6/30/2025		103.92
		BLE							
53898	195430	ACCOUNTS_PAYA	6/18/2025	BLICK ART	20520	OUTSTANDING			62.68
		BLE		MATERIALS					
53915	195431	ACCOUNTS_PAYA	6/18/2025	BUTLER; SCOTT	21137	RECONCILED	6/30/2025		343.79
		BLE							
53927	195432	ACCOUNTS_PAYA	6/18/2025	CDW	30015	RECONCILED	6/30/2025		7,366.15
		BLE		GOVERNMENT INC.					
53992	195433	ACCOUNTS_PAYA	6/18/2025	DAVIS; KIM	40140	OUTSTANDING			10.70
		BLE							
54001	195434	ACCOUNTS_PAYA	6/18/2025	DELL	40323	RECONCILED	6/30/2025		19,841.10
		BLE		MARKETING L.P.					
53883	195435	ACCOUNTS_PAYA	6/18/2025	DELL	40323	RECONCILED	6/30/2025		15,696.20
		BLE		MARKETING L.P.					
53904	195436	ACCOUNTS_PAYA	6/18/2025	U.S. BANK	50555	OUTSTANDING			1,581.37
		BLE							
53905	195437	ACCOUNTS_PAYA	6/18/2025	GORDON FOOD	70449	RECONCILED	6/30/2025		8,604.90
		BLE		SERVICE					
53920	195438	ACCOUNTS_PAYA	6/18/2025	HAMILTON	80138	RECONCILED	6/30/2025		990.00
		BLE		COUNTY ESC					
53945	195439	ACCOUNTS_PAYA	6/18/2025	HENRY;	80513	OUTSTANDING			96.30
		BLE		MARGARET					
53900	195440	ACCOUNTS_PAYA	6/18/2025	HOME DEPOT	80907	OUTSTANDING			519.18
		BLE		CREDIT SERVICES					
53891	195441	ACCOUNTS_PAYA	6/18/2025	HOOVER; IDA	80948	RECONCILED	6/30/2025		385.73
		BLE							
53943	195442	ACCOUNTS_PAYA	6/18/2025	KLETZLY; BETH	110410	OUTSTANDING			26.51
		BLE							
53968	195443	ACCOUNTS_PAYA	6/18/2025	KROGER CO.	110545	RECONCILED	6/30/2025		226.02
		BLE							
53960	195444	ACCOUNTS_PAYA	6/18/2025	LEBANON	120178	RECONCILED	6/30/2025		1,084.19
		BLE		LAROSA'S					

Start Date: 06/01/2025

End Date: 06/30/2025

LEBANON CITY SCHOOL DISTRICT

Disbursement Summary Report

Reference Number	Check Number	Type	Date	Name	Vendor #	Status	Reconcile Date	Void Date	Amount
53925	195445	ACCOUNTS_PAYA BLE	6/18/2025	COLEMAN; JENNIFER	121078	OUTSTANDING			\$ 132.62
53936	195446	ACCOUNTS_PAYA BLE	6/18/2025	LOWE'S	121095	OUTSTANDING			312.30
53954	195447	ACCOUNTS_PAYA BLE	6/18/2025	MCHENRY; SHERI	130745	RECONCILED	6/30/2025		100.51
53930	195448	ACCOUNTS_PAYA BLE	6/18/2025	MIAMI VALLEY TEAM SPORTS	131055	RECONCILED	6/30/2025		4,695.00
53989	195449	ACCOUNTS_PAYA BLE	6/18/2025	MINUTEMAN PRESS	131320	RECONCILED	6/30/2025		567.80
53984	195450	ACCOUNTS_PAYA BLE	6/18/2025	MODERN OFFICE METHODS	131480	RECONCILED	6/30/2025		739.28
53933	195451	ACCOUNTS_PAYA BLE	6/18/2025	MONTGOMERY COUNTY	131520	RECONCILED	6/30/2025		66,049.94
53993	195452	ACCOUNTS_PAYA BLE	6/18/2025	O.A.S.B.O.	150112	OUTSTANDING			50.00
53918	195453	ACCOUNTS_PAYA BLE	6/18/2025	OHIO SCHOOL BOARDS ASSOC.	150290	OUTSTANDING			250.00
53995	195454	ACCOUNTS_PAYA BLE	6/18/2025	PALMER; LORI	160043	OUTSTANDING			49.53
53959	195455	ACCOUNTS_PAYA BLE	6/18/2025	RYDALCH; JANIS	180840	OUTSTANDING			66.51
53931	195456	ACCOUNTS_PAYA BLE	6/18/2025	SERGEANT: SARAH	190625	RECONCILED	6/30/2025		751.56
53991	195457	ACCOUNTS_PAYA BLE	6/18/2025	THE SHERWIN- WILLIAMS CO.	190900	RECONCILED	6/30/2025		174.57
53957	195458	ACCOUNTS_PAYA BLE	6/18/2025	STIGLER SUPPLY CO.	191859	OUTSTANDING			765.44
53950	195459	ACCOUNTS_PAYA BLE	6/18/2025	TOWNE PEST CONTROL	200392	RECONCILED	6/30/2025		825.00
53963	195460	ACCOUNTS_PAYA BLE	6/18/2025	WARREN COUNTY ESC	230196	RECONCILED	6/30/2025		8,375.41
53923	195461	ACCOUNTS_PAYA BLE	6/18/2025	SPENCE: ANNA MARATOS	676001	RECONCILED	6/30/2025		67.34
53966	195462	ACCOUNTS_PAYA BLE	6/18/2025	PICTURE THIS	801801	RECONCILED	6/30/2025		98.00
53893	195463	ACCOUNTS_PAYA BLE	6/18/2025	NCS PEARSON INC.	801930	RECONCILED	6/30/2025		1,162.77
53982	195464	ACCOUNTS_PAYA BLE	6/18/2025	Ace Hardware W.C.	802545	OUTSTANDING			198.96
53894	195465	ACCOUNTS_PAYA BLE	6/18/2025	SPENCE: MELISSA	802603	OUTSTANDING			66.64
53975	195466	ACCOUNTS_PAYA BLE	6/18/2025	MORGAN, JIM	802644	RECONCILED	6/30/2025		324.45
53961	195467	ACCOUNTS_PAYA BLE	6/18/2025	FRANZ; CLIFTON	802828	OUTSTANDING			76.54
53965	195468	ACCOUNTS_PAYA BLE	6/18/2025	ADORAMA INC.	802831	OUTSTANDING			2,096.95

Start Date: 06/01/2025

End Date: 06/30/2025

LEBANON CITY SCHOOL DISTRICT

Disbursement Summary Report

Reference Number	Check Number	Type	Date	Name	Vendor #	Status	Reconcile Date	Void Date	Amount
53892	195469	ACCOUNTS_PAYA BLE	6/18/2025	SCHNEIDER; JUSTIN	802944	RECONCILED	6/30/2025		\$ 123.40
53888	195470	ACCOUNTS_PAYA BLE	6/18/2025	MARQUISS, NIKKI	803377	RECONCILED	6/30/2025		46.25
53902	195471	ACCOUNTS_PAYA BLE	6/18/2025	TARR, LAUREN	803572	OUTSTANDING			207.73
53997	195472	ACCOUNTS_PAYA BLE	6/18/2025	JS LANGUAGES LLC	803721	RECONCILED	6/30/2025		566.44
53952	195473	ACCOUNTS_PAYA BLE	6/18/2025	AWARDS OF EXCELLENCE	804212	OUTSTANDING			344.00
53972	195474	ACCOUNTS_PAYA BLE	6/18/2025	BUTLER CO. ESC	804648	RECONCILED	6/30/2025		15,692.00
53986	195475	ACCOUNTS_PAYA BLE	6/18/2025	GOLDENROD RESEARCH CORP.	804692	RECONCILED	6/30/2025		2,724.00
53976	195476	ACCOUNTS_PAYA BLE	6/18/2025	ROTELLO; ALISHA	804961	OUTSTANDING			14.64
53940	195477	ACCOUNTS_PAYA BLE	6/18/2025	LINEHAUL HEAVY DUTY LLC	805272	RECONCILED	6/30/2025		991.24
53869	195478	REFUND	6/18/2025	Jacobs, Brian and Terri	805332	OUTSTANDING			34.30
53908	195479	ACCOUNTS_PAYA BLE	6/18/2025	FERRERO, BUTCH	805418	RECONCILED	6/30/2025		41.14
53942	195480	ACCOUNTS_PAYA BLE	6/18/2025	SAUNDERS, ANGELA	805470	OUTSTANDING			258.07
53935	195481	ACCOUNTS_PAYA BLE	6/18/2025	TEWART, KIMBERLY	805513	OUTSTANDING			141.06
53901	195482	ACCOUNTS_PAYA BLE	6/18/2025	NWEA	805566	RECONCILED	6/30/2025		3,685.00
53988	195483	ACCOUNTS_PAYA BLE	6/18/2025	TERAH BANTA	805886	RECONCILED	6/30/2025		46.25
53971	195484	ACCOUNTS_PAYA BLE	6/18/2025	PK PRESSURE KLEEN, INC.	805929	RECONCILED	6/30/2025		1,150.00
53953	195485	ACCOUNTS_PAYA BLE	6/18/2025	FOLLETT SCHOOL SOLUTIONS, INC.	806331	RECONCILED	6/30/2025		582.51
53946	195486	ACCOUNTS_PAYA BLE	6/18/2025	LEGEND WEB WORKS LLC	806464	RECONCILED	6/30/2025		2,103.00
53998	195487	ACCOUNTS_PAYA BLE	6/18/2025	FRANK; ANNA	806490	RECONCILED	6/30/2025		40.10
53962	195488	ACCOUNTS_PAYA BLE	6/18/2025	HODGES; KRISTEN	806523	RECONCILED	6/30/2025		69.13
53939	195489	ACCOUNTS_PAYA BLE	6/18/2025	REBER, KIM	806648	OUTSTANDING			49.21
53897	195490	ACCOUNTS_PAYA BLE	6/18/2025	VOYA INSTITUTIONAL TRUST CO	806879	RECONCILED	6/30/2025		456,414.19
53922	195491	ACCOUNTS_PAYA BLE	6/18/2025	CTL CORPORATION	806880	RECONCILED	6/30/2025		11,436.00

Start Date: 06/01/2025

End Date: 06/30/2025

LEBANON CITY SCHOOL DISTRICT

Disbursement Summary Report

Reference Number	Check Number	Type	Date	Name	Vendor #	Status	Reconcile Date	Void Date	Amount
53948	195492	ACCOUNTS_PAYA BLE	6/18/2025	GIBSON; CHERIE	806928	OUTSTANDING			\$ 259.38
53907	195493	ACCOUNTS_PAYA BLE	6/18/2025	FIRST ADVANTAGE TAX	807093	RECONCILED	6/30/2025		240.00
53969	195494	ACCOUNTS_PAYA BLE	6/18/2025	HTG	807157	RECONCILED	6/30/2025		1,730.14
53886	195495	ACCOUNTS_PAYA BLE	6/18/2025	TIFFANY MARTIN	807350	OUTSTANDING			214.35
53949	195496	ACCOUNTS_PAYA BLE	6/18/2025	POWER SCHOOL GROUP, LLC	807445	RECONCILED	6/30/2025		11,514.57
53990	195497	ACCOUNTS_PAYA BLE	6/18/2025	BRENNAN, CHRIS	807511	OUTSTANDING			88.42
53932	195498	ACCOUNTS_PAYA BLE	6/18/2025	CENTURY RESOURCES, LLC	807639	RECONCILED	6/30/2025		6,233.01
54000	195499	ACCOUNTS_PAYA BLE	6/18/2025	BEST DRIVE LLC	807700	RECONCILED	6/30/2025		3,084.00
53970	195500	ACCOUNTS_PAYA BLE	6/18/2025	ROBERTSON, LORI	807882	RECONCILED	6/30/2025		115.74
53866	195501	REFUND	6/18/2025	Thrasher; Tina	808058	OUTSTANDING			205.40
53903	195502	ACCOUNTS_PAYA BLE	6/18/2025	IDENTIMETRICS INC	808240	RECONCILED	6/30/2025		577.80
53974	195503	ACCOUNTS_PAYA BLE	6/18/2025	HOLTKAMP; MAGGIE	808338	RECONCILED	6/30/2025		66.79
53983	195504	ACCOUNTS_PAYA BLE	6/18/2025	DEBRA-KUEMPEL	808405	RECONCILED	6/30/2025		2,370.65
53917	195505	ACCOUNTS_PAYA BLE	6/18/2025	AGParts Worldwide	808482	RECONCILED	6/30/2025		2,634.85
53884	195506	ACCOUNTS_PAYA BLE	6/18/2025	AMAZON CAPITAL SERVICES	808695	RECONCILED	6/30/2025		16,257.68
53911	195507	ACCOUNTS_PAYA BLE	6/18/2025	SOUTHERN OHIO PIZZA INC	808724	OUTSTANDING			495.00
53938	195508	ACCOUNTS_PAYA BLE	6/18/2025	CINCINNATI CENTER FOR AUTISM	808734	RECONCILED	6/30/2025		9,463.64
53912	195509	ACCOUNTS_PAYA BLE	6/18/2025	SOUTHWEST OHIO COUNCIL	808737	RECONCILED	6/30/2025		13,599.47
53878	195510	REFUND	6/18/2025	Patrick; Sean	808923	RECONCILED	6/30/2025		6.55
53895	195511	ACCOUNTS_PAYA BLE	6/18/2025	REITER DAIRY	809091	RECONCILED	6/30/2025		2,121.53
53914	195512	ACCOUNTS_PAYA BLE	6/18/2025	FUNKE; TRACY	809147	RECONCILED	6/30/2025		239.25
53929	195513	ACCOUNTS_PAYA BLE	6/18/2025	AFFORDABLE LANGUAGE SERVICES	809194	RECONCILED	6/30/2025		2,526.48
53985	195514	ACCOUNTS_PAYA BLE	6/18/2025	ROCKALINGUA INC.	809197	OUTSTANDING			2,093.00

Start Date: 06/01/2025

End Date: 06/30/2025

LEBANON CITY SCHOOL DISTRICT

Disbursement Summary Report

Reference Number	Check Number	Type	Date	Name	Vendor #	Status	Reconcile Date	Void Date	Amount
53889	195515	ACCOUNTS_PAYA BLE	6/18/2025	APG OFFICE FURNISHINGS INC.	809219	RECONCILED	6/30/2025		\$ 1,265.62
53980	195516	ACCOUNTS_PAYA BLE	6/18/2025	TINDERGLOW LLC	809229	RECONCILED	6/30/2025		2,000.00
53934	195517	ACCOUNTS_PAYA BLE	6/18/2025	HENSLEY; ROBIN	809571	OUTSTANDING			321.87
53944	195518	ACCOUNTS_PAYA BLE	6/18/2025	FOLLETT CONTENT SOLUTIONS	809666	RECONCILED	6/30/2025		131.27
53870	195519	REFUND	6/18/2025	Steele; Scott/Katrina	809747	OUTSTANDING			32.75
53909	195520	ACCOUNTS_PAYA BLE	6/18/2025	INCIDENT IQ LLC	809788	RECONCILED	6/30/2025		31,191.90
53977	195521	ACCOUNTS_PAYA BLE	6/18/2025	TALKINGPOINTS	809911	RECONCILED	6/30/2025		16,800.00
53996	195522	ACCOUNTS_PAYA BLE	6/18/2025	ANNA SOUTHARD	809915	OUTSTANDING			29.46
53973	195523	ACCOUNTS_PAYA BLE	6/18/2025	ROBERT REYNOLDS	809929	RECONCILED	6/30/2025		71.50
53967	195524	ACCOUNTS_PAYA BLE	6/18/2025	KING; CAELAN	809949	RECONCILED	6/30/2025		229.26
53941	195525	ACCOUNTS_PAYA BLE	6/18/2025	HEATHER FRANKS	810054	RECONCILED	6/30/2025		33.90
53880	195526	REFUND	6/18/2025	KELLEY LAURENS	810073	RECONCILED	6/30/2025		7.50
53928	195527	ACCOUNTS_PAYA BLE	6/18/2025	BRICKER GRAYDON LLP	810148	RECONCILED	6/30/2025		1,020.00
53910	195528	ACCOUNTS_PAYA BLE	6/18/2025	IGS VENTURES, INC	810167	OUTSTANDING			5,354.65
53916	195529	ACCOUNTS_PAYA BLE	6/18/2025	CAROL LYNNE MULLINS	810206	RECONCILED	6/30/2025		9,000.00
53890	195530	ACCOUNTS_PAYA BLE	6/18/2025	ELIZABETH ROEHL	810251	OUTSTANDING			6.88
53899	195531	ACCOUNTS_PAYA BLE	6/18/2025	OFFICE 360	810289	RECONCILED	6/30/2025		786.29
53994	195532	ACCOUNTS_PAYA BLE	6/18/2025	MEGAN GRIPPA	810425	RECONCILED	6/30/2025		130.88
53896	195533	ACCOUNTS_PAYA BLE	6/18/2025	AMY UECKER	810457	RECONCILED	6/30/2025		251.73
53956	195534	ACCOUNTS_PAYA BLE	6/18/2025	ELEVATED INDUSTRIAL SOLUTIONS, OH	810486	RECONCILED	6/30/2025		1,218.67
53987	195535	ACCOUNTS_PAYA BLE	6/18/2025	SHARED RESOURCE CENTER	810563	RECONCILED	6/30/2025		4,298.40
53906	195536	ACCOUNTS_PAYA BLE	6/18/2025	BULL'S EYE BRANDS, INC	810577	RECONCILED	6/30/2025		1,233.00

Start Date: 06/01/2025

End Date: 06/30/2025

LEBANON CITY SCHOOL DISTRICT

Disbursement Summary Report

Reference Number	Check Number	Type	Date	Name	Vendor #	Status	Reconcile Date	Void Date	Amount
53882	195537	ACCOUNTS_PAYA BLE	6/18/2025	AMPLIFY EDUCATION INC	810598	OUTSTANDING			\$ 38,608.00
53978	195538	ACCOUNTS_PAYA BLE	6/18/2025	VESTIS SERVICES, LLC	810624	RECONCILED	6/30/2025		293.04
53926	195539	ACCOUNTS_PAYA BLE	6/18/2025	ALTA FIBER - 1942943	810626	RECONCILED	6/30/2025		35.64
53924	195540	ACCOUNTS_PAYA BLE	6/18/2025	VALLEY JANITOR SUPPLY	810633	RECONCILED	6/30/2025		2,370.76
53979	195541	ACCOUNTS_PAYA BLE	6/18/2025	LOREN WALL	810740	OUTSTANDING			81.60
53885	195542	ACCOUNTS_PAYA BLE	6/18/2025	JAYNE CHOATE	810741	OUTSTANDING			233.80
54002	195543	ACCOUNTS_PAYA BLE	6/18/2025	RECAST SOFTWARE, INC.	810751	OUTSTANDING			7,500.00
53964	195544	ACCOUNTS_PAYA BLE	6/18/2025	A-E DOOR SALES AND SERVICE, INC	810777	RECONCILED	6/30/2025		345.00
53937	195545	ACCOUNTS_PAYA BLE	6/18/2025	JORDAN TAYLOR	810831	OUTSTANDING			102.97
53958	195546	ACCOUNTS_PAYA BLE	6/18/2025	TIMOTHY BOTTLES	810833	RECONCILED	6/30/2025		289.80
53947	195547	ACCOUNTS_PAYA BLE	6/18/2025	MONYA JONES	810849	RECONCILED	6/30/2025		65.35
53919	195548	ACCOUNTS_PAYA BLE	6/18/2025	ROCKET ENTERPISE, INC.	810855	RECONCILED	6/30/2025		5,485.00
53951	195549	ACCOUNTS_PAYA BLE	6/18/2025	ALEXIS FOX	810868	RECONCILED	6/30/2025		133.94
53999	195550	ACCOUNTS_PAYA BLE	6/18/2025	CHROMEBOOKPA RTS.COM	810873	RECONCILED	6/30/2025		661.25
53981	195551	ACCOUNTS_PAYA BLE	6/18/2025	JULIE HUBER	810874	RECONCILED	6/30/2025		180.12
53955	195552	ACCOUNTS_PAYA BLE	6/18/2025	JOYCE HURTT	810875	OUTSTANDING			4,036.97
53881	195553	REFUND	6/18/2025	ELIZABETH LOVY	810876	OUTSTANDING			6.00
53879	195554	REFUND	6/18/2025	DANA MORRIS	810878	RECONCILED	6/30/2025		6.80
53877	195555	REFUND	6/18/2025	ELIZABETH TEUBNER	810879	RECONCILED	6/30/2025		10.15
53876	195556	REFUND	6/18/2025	JILL MUELLER	810880	OUTSTANDING			16.40
53875	195557	REFUND	6/18/2025	SHAUN THURSTON	810881	OUTSTANDING			90.10
53874	195558	REFUND	6/18/2025	ERICKA EVE	810882	OUTSTANDING			20.85
53873	195559	REFUND	6/18/2025	KARLA KLUMP	810883	OUTSTANDING			21.15
53872	195560	REFUND	6/18/2025	MELODIE MATTOX	810884	OUTSTANDING			22.50
53871	195561	REFUND	6/18/2025	AMY WATCHORN	810885	OUTSTANDING			25.45
53868	195562	REFUND	6/18/2025	HOLLYANN GRAY	810886	OUTSTANDING			40.30

Start Date: 06/01/2025

End Date: 06/30/2025

LEBANON CITY SCHOOL DISTRICT

Disbursement Summary Report

Reference Number	Check Number	Type	Date	Name	Vendor #	Status	Reconcile Date	Void Date	Amount
53867	195563	REFUND	6/18/2025	DERRICK JONES	810887	OUTSTANDING			\$ 56.10
54048	195604	ACCOUNTS_PAYA BLE	6/30/2025	BICKFORD; HEATHER	20488	OUTSTANDING			118.14
54029	195605	ACCOUNTS_PAYA BLE	6/25/2025	DISCOVERY EDUCATION INC.	40510	OUTSTANDING			2,203.50
54040	195606	ACCOUNTS_PAYA BLE	6/26/2025	OHIO WRITING PROJECT	50390	OUTSTANDING			19,800.00
54039	195607	ACCOUNTS_PAYA BLE	6/26/2025	U.S. BANK	50555	OUTSTANDING			2,496.00
54035	195608	ACCOUNTS_PAYA BLE	6/25/2025	U.S. BANK	50555	OUTSTANDING			568.09
54026	195609	ACCOUNTS_PAYA BLE	6/25/2025	U.S. BANK	50555	OUTSTANDING			1,249.02
54036	195610	ACCOUNTS_PAYA BLE	6/25/2025	U.S. BANK	50555	OUTSTANDING			178.60
54034	195611	ACCOUNTS_PAYA BLE	6/25/2025	MONTGOMERY COUNTY	131520	OUTSTANDING			33,335.00
54044	195612	ACCOUNTS_PAYA BLE	6/30/2025	OAPSE	150110	OUTSTANDING			165.00
54050	195613	ACCOUNTS_PAYA BLE	6/30/2025	PRIEST; KATHLEEN	160659	OUTSTANDING			25.52
54033	195614	ACCOUNTS_PAYA BLE	6/25/2025	WARREN COUNTY ESC	230196	OUTSTANDING			440,124.29
54043	195615	ACCOUNTS_PAYA BLE	6/30/2025	WILSON; ROBERT	560286	OUTSTANDING			120.00
54049	195616	ACCOUNTS_PAYA BLE	6/30/2025	CALVERT; HEIDI	801868	OUTSTANDING			38.16
54015	195617	ACCOUNTS_PAYA BLE	6/23/2025	LHS AFTER-PROM COMMITTEE	802013	OUTSTANDING			1,684.53
54053	195618	ACCOUNTS_PAYA BLE	6/30/2025	FOLEY, KRISTA	804186	OUTSTANDING			91.15
54054	195619	ACCOUNTS_PAYA BLE	6/30/2025	GIBSON; CHERIE	806928	OUTSTANDING			128.98
54046	195620	ACCOUNTS_PAYA BLE	6/30/2025	AMAZON CAPITAL SERVICES	808695	OUTSTANDING			1,595.49
54058	195621	ACCOUNTS_PAYA BLE	6/30/2025	OLIVER; CASEY	809099	OUTSTANDING			545.00
54032	195622	ACCOUNTS_PAYA BLE	6/25/2025	TINDERGLOW LLC	809229	OUTSTANDING			2,000.00
54060	195623	ACCOUNTS_PAYA BLE	6/30/2025	Elkin; Brooke	809287	OUTSTANDING			1,000.00
54031	195624	ACCOUNTS_PAYA BLE	6/25/2025	SCHOOL SPECIALTY LLC	809420	OUTSTANDING			5,354.70
54027	195625	ACCOUNTS_PAYA BLE	6/25/2025	SIMPLE SOLUTIONS LEARNING INC.	809776	OUTSTANDING			1,550.00

LEBANON CITY SCHOOL DISTRICT

Disbursement Summary Report

Reference Number	Check Number	Type	Date	Name	Vendor #	Status	Reconcile Date	Void Date	Amount
54038	195626	ACCOUNTS_PAYA BLE	6/26/2025	KNOWATOM LLC	809801	OUTSTANDING			\$ 27,041.07
54041	195627	ACCOUNTS_PAYA BLE	6/26/2025	ELAINE HOUSTON	809913	OUTSTANDING			1,000.00
54062	195628	ACCOUNTS_PAYA BLE	6/30/2025	MADISON SAUL	810559	OUTSTANDING			1,000.00
54061	195629	ACCOUNTS_PAYA BLE	6/30/2025	JOSE GARCIA	810590	OUTSTANDING			545.00
54047	195630	ACCOUNTS_PAYA BLE	6/30/2025	ALTAFIBER	810592	OUTSTANDING			71.98
54030	195631	ACCOUNTS_PAYA BLE	6/25/2025	GREEN OUR PLANET	810662	OUTSTANDING			4,000.00
54042	195632	ACCOUNTS_PAYA BLE	6/26/2025	OTTERBEIN STAFFING AGENCY	810666	OUTSTANDING			250.00
54051	195633	ACCOUNTS_PAYA BLE	6/30/2025	EMILY WILLIAMS	810696	OUTSTANDING			25.23
54052	195634	ACCOUNTS_PAYA BLE	6/30/2025	ANDREW RENNER	810711	OUTSTANDING			134.52
54028	195635	ACCOUNTS_PAYA BLE	6/25/2025	AVI SYSTEMS, INC	810856	OUTSTANDING			44,517.60
54045	195636	ACCOUNTS_PAYA BLE	6/30/2025	WARREN COUNTY CVB	810890	OUTSTANDING			280.00
54059	195637	ACCOUNTS_PAYA BLE	6/30/2025	KARI BOLLING	810891	OUTSTANDING			899.00
Grand Total									\$ 2,088,916.24

Lebanon City School District
Bank Reconciliation
June 30, 2025

BANK & INVESTMENT ACCOUNTS

LCNB Operating Account - Current Balance	\$ 5,209,794.31
Change Funds	60.00
Dragonfly - Ending Balance	-
STAR Ohio - General (33648)	8,054,621.83
STAR Ohio - Expendable Scholarships (68988)	211,799.11
STAR Ohio - Nonexpendable Scholarships (68979)	131,319.01
STAR Ohio - Construction Retainage (76921)	2,671.84
Red Tree/US Bank Investment Fund	2,469,526.17
Huntington - HCS Investment Fund 020103 (NetXInvestor)	17,752,894.77
Huntington ICS Demand Deposit Investment Fund - 0242	4,902,925.69
Huntington Economy Checking - 0242	1,525,877.52
TOTAL	\$ 40,261,490.25

OUTSTANDING CHECKS

O/S Checks - LCNB Operating	(713,855.18)
O/S ACH Checks - LCNB Operating	(91.15)

BANK ADJUSTMENTS

Pay K-12 Fraudulent Deposits & Subsequent Chargebacks w/ fees	1,489.87
Interest to be Transferred to Operating Acct from LCNB Payroll Acct - <i>Transferred 7/1/25</i>	4.08
Dragonfly Payment Requested 6/30	7.00
ADJUSTED BANK BALANCE	\$ 39,549,044.87

BOOK BALANCE

Cash Summary Report - Fund Balance	\$ 39,549,044.87
------------------------------------	------------------

ADJUSTMENTS TO BOOK

ADJUSTED BOOK BALANCE \$ 39,549,044.87



ADJUSTED BALANCE -

Reviewed By: Karen Ervin Date: 7/3/25

Lebanon City School District
Payroll Reconciliation
June 30, 2025

LCNB Payroll Account - Current Balance	38,077.11
Outstanding Checks	
O/S Checks - LCNB Payroll	(38,169.39)
Deposits in Transit	
Adjusted Bank Balance	(92.28)
Adjustments	
Interest for Current Month - To be transferred to Operating Account	(4.08)
Jun 25 - Overpaid FICA to IRS - Check being sent from IRS	69.75
Jun 25 - Sunlife Correction	26.61
Adjusted Balance	<u>-</u>

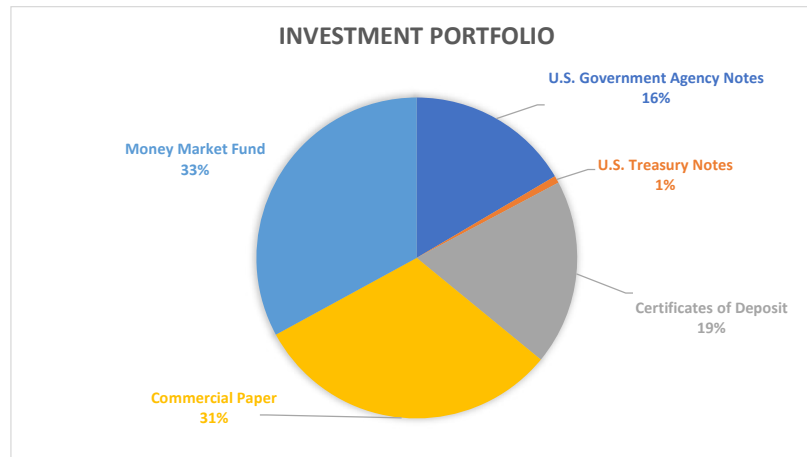
Reconciliation Reviewed By: Karen Ervin

Lebanon City School District
Investment Report
6/30/2025

Type	Issuer	Cost	Coupon Rate	Maturity Date	Purchase Date	Yield to Maturity	Days to Maturity	Market Value
U.S. GOVERNMENT AGENCY NOTES								
FHLM Note (3134GWZV1)	Red Tree Investments	95,000.00	0.65%	10/22/2025	10/23/2020	0.65%	114	93,934.26
FFCB Note (3133EPBJ3)	Red Tree Investments	99,568.00	4.38%	2/23/2026	2/23/2023	4.53%	238	100,097.46
FFCB Note (3133ERZ46)	Red Tree Investments	109,961.06	4.25%	1/28/2028	1/31/2025	4.26%	942	109,961.06
FHLB Note (3130B2TM7)	Red Tree Investments	100,000.00	4.70%	9/10/2029	9/24/2024	4.70%	1,533	99,506.90
FHLB Note (3130B32S1)	Red Tree Investments	99,500.00	4.00%	10/2/2029	10/9/2024	4.11%	1,555	98,891.84
FHLB Note (3130B5TW8)	Red Tree Investments	110,000.00	4.54%	4/17/2030	4/17/2025	4.54%	1,752	109,953.52
FHLB Note (3130ALKB9)	Red Tree Investments	90,000.00	1.50%	3/17/2026	3/17/2021	0.95%	260	88,940.91
FHLB Bond (3130ALRR7)	Huntington National Bank	1,000,000.00	1.00%	1/15/2026	10/28/2021	1.07%	199	982,600.00
FHLB Consolidated Bond (3130APJZ9)	Huntington National Bank	1,000,000.00	1.20%	10/28/2026	10/25/2021	1.31%	485	963,830.00
FHLM Bond (3134HANE9)	Huntington National Bank	1,000,000.00	3.50%	9/26/2028	9/24/2024	3.63%	1,184	984,820.00
FHLM Bond (3134HAT37)	Huntington National Bank	600,000.00	4.50%	12/19/2029	1/9/2025		1,633	597,972.00
FHLM Bond (3134HAUF8)	Huntington National Bank	1,250,000.00	4.25%	10/23/2029	10/23/2029	4.31%	1,576	1,247,850.00
U.S. TREASURY NOTES								
US Treasury Note (91282CHQ7)	Red Tree Investments	79,540.62	4.13%	7/31/2028	3/28/2024	4.27%	1,127	80,953.12
US Treasury Note (9128285M8)	Red Tree Investments	117,923.44	3.13%	11/15/2028	10/3/2024	3.58%	1,234	117,750.00
US Treasury Note (91282CJR3)	Red Tree Investments	98,753.91	3.75%	12/31/2028	1/19/2024	4.03%	1,280	100,062.50
US Treasury Note (91282CJR3)	Red Tree Investments	99,531.25	3.75%	12/31/2028	8/12/2024	3.87%	1,280	100,062.50
US Treasury Note (91282CKD2)	Red Tree Investments	109,772.27	4.25%	2/28/2029	11/19/2024	4.30%	1,339	111,920.70
US Treasury Note (91282CKT7)	Red Tree Investments	114,676.79	4.50%	5/31/2029	5/31/2024	4.56%	1,431	118,122.07
US Treasury Note (91282CEV9)	Red Tree Investments	112,641.60	3.25%	6/30/2029	8/30/2024	3.72%	1,461	112,884.18
US Treasury Note (91282CLC3)	Red Tree Investments	99,366.83	4.00%	7/31/2029	7/31/2024	4.14%	1,492	100,921.88
US Treasury Note (91282CLK5)	Red Tree Investments	109,604.69	3.63%	8/31/2029	9/5/2024	3.70%	1,523	109,437.11
US Treasurer Note (91282CLN9)	Red Tree Investments	99,804.55	3.50%	9/30/2029	9/30/2024	3.54%	1,553	98,968.75
US Treasurer Note (91282CLR0)	Red Tree Investments	99,835.94	4.13%	10/31/2029	11/4/2024	4.16%	1,584	101,414.06
CERTIFICATES OF DEPOSIT								
Certificate of Deposit (02589AF31)	Huntington National Bank	250,000.00	5.00%	9/21/2026	9/15/2023	4.99%	448	252,902.50
Certificate of Deposit (254676AN9)	Huntington National Bank	250,000.00	5.00%	9/21/2026	9/15/2023	4.99%	448	252,902.50
Certificate of Deposit (66476QED6)	Huntington National Bank	250,000.00	5.20%	9/22/2025	9/15/2023	5.20%	84	250,300.00
Certificate of Deposit (8562853P4)	Huntington National Bank	250,000.00	5.25%	9/22/2025	9/15/2023	5.25%	84	250,327.50
Certificate of Deposit (87165H2V1)	Huntington National Bank	250,000.00	5.25%	9/22/2025	9/15/2023	5.25%	84	250,327.50
COMMERICAL PAPER								
Commercial Paper (17327AUE5)	Red Tree Investments	111,545.69	0.00%	7/14/2025	11/13/2024	4.59%	14	114,806.00
Commercial Paper (63307LUV1)	Red Tree Investments	118,692.00	0.00%	7/29/2025	4/30/2025	4.41%	29	119,579.52
Commercial Paper (62479MBL6)	Red Tree Investments	96,769.11	0.00%	2/20/2026	5/28/2025	4.48%	235	97,259.30
Commercial Paper (05571BYD9)	Huntington National Bank	1,323,733.38	0.00%	11/13/2025	4/14/2025	N/A	136	1,333,142.39
Commercial Paper (46125EY63)	Huntington National Bank	1,485,689.50	0.00%	11/6/2025	2/19/2025	N/A	129	1,506,589.75
Commercial Paper (62479LX67)	Huntington National Bank	1,358,315.00	0.00%	10/6/2025	1/9/2025	N/A	98	1,383,574.12
Commercial Paper (63307LXX4)	Huntington National Bank	1,951,993.89	0.00%	10/31/2025	3/24/2025	N/A	123	1,970,821.72
Commercial Paper (63873JX70)	Huntington National Bank	1,165,466.67	0.00%	10/7/2025	1/17/2025	N/A	99	1,185,777.00
Commercial Paper (8923AOZN6)	Huntington National Bank	2,040,140.20	0.00%	12/22/2025	4/2/2025	N/A	175	2,057,124.99
Commercial Paper (23636RAF1)	Huntington National Bank	978,275.83	0.00%	1/15/2026	6/30/2025	N/A	199	976,783.36

Commercial Paper (89232MBK9)	Huntington National Bank	1,329,476.63	0.00%	2/19/2026	6/24/2025	N/A	234	1,328,356.58
MONEY MARKET FUND								
Money Market (USBMMF)	Red Tree Investments	297,038.42	4.20%	6/30/2025	6/30/2025	4.20%	-	297,038.42
Money Market	Star Ohio General Fund	8,054,621.83	4.45%	6/30/2025	6/30/2025	4.45%	-	8,054,621.83
Money Market	Star Ohio Expendable Trust Scholarships	211,799.11	4.45%	6/30/2025	6/30/2025	4.45%	-	211,799.11
Money Market	Star Ohio Nonexpendable Trust Scholarships	131,319.01	4.45%	6/30/2025	6/30/2025	4.45%	-	131,319.01
Money Market	Star Ohio Construction Retainage	2,671.84	4.45%	6/30/2025	6/30/2025	4.45%	-	2,671.84
Money Market (ICS Acct)	Huntington National Bank	4,902,925.69	3.75%	6/30/2025	6/30/2025	3.75%	-	4,902,925.69
Money Market (0242)	Huntington National Bank	1,525,877.52	0.00%	6/30/2025	6/30/2025	0.00%	-	1,525,877.52
Money Market (HCS-020103)	Huntington National Bank	46,043.43	3.80%	6/30/2025	6/30/2025	3.80%	-	46,043.43
Total Portfolio		<u>\$35,077,876</u>						<u>\$35,133,726</u>
Weighted Average Yield and Days to Maturity								
								6/30/2025

TOTALS	
U.S. Government Agency Notes	\$ 5,478,357.95
U.S. Treasury Notes	\$ 1,152,496.87
Certificates of Deposit	\$ 1,256,760.00
Commercial Paper	\$ 9,768,674.79
Money Market Fund	\$ 15,172,296.85
	<u>\$ 32,828,586.46</u>



Lebanon City School District
Interest Income for Month Ending June 30, 2025

Fund Name	Fund Number	Fund Balance	% of Total Fund Balance	Interest to be Allocated	Interest to Post
General Fund	001	\$ 22,608,518.93	61.88%	\$ 87,082.34	\$ 53,889.12
Bond Retirement Fund	002	\$ 10,474,338.76	28.67%	\$ 87,082.34	\$ 24,966.38
Lebanon Athletics Facilities PI	003-9008	\$ 155,065.65	0.42%	\$ 87,082.34	\$ 369.61
Capital Projects Fund	003-9099	\$ 1,197,560.31	3.28%	\$ 87,082.34	\$ 2,854.48
Construction Fund	004-9000	\$ 47,734.06	0.13%	\$ 87,082.34	\$ 113.78
Food Service Fund	006	\$ 590,450.34	1.62%	\$ 87,082.34	\$ 1,407.38
Classroom Facilities Maint. Fund	034-0000	\$ 704,502.57	1.93%	\$ 87,082.34	\$ 1,679.24
St. Francis Fund	401-90xx	\$ 18,014.15	0.05%	\$ 87,082.34	\$ 42.94
LUMK Fund	401-91xx	\$ 5,110.35	0.01%	\$ 87,082.34	\$ 12.18
Lebanon Christian Fund	401-92xx	\$ 119,856.73	0.33%	\$ 87,082.34	\$ 285.69
Classroom Facilities LFI Share	004-9003	\$ 324,393.01	0.89%	\$ 87,082.34	\$ 773.22
Classroom Facilities Fund State Share	010-9900	\$ -	0.00%	\$ 87,082.34	\$ -
Classroom Facilities Fund Local Share	010-9901	\$ 288,777.99	0.79%	\$ 87,082.34	\$ 688.32
		<u>\$ 36,534,322.85</u>	<u>100.00%</u>		<u>\$ 87,082.34</u>

0.00

Expendable Trust Accounts

Administration Scholarship	007-9003	\$ 1,861.17	1.09%	\$ 673.17	\$ 7.36
Dennis Jeffery Scholarship	007-9006	\$ 329.37	0.19%	\$ 673.17	\$ 1.30
Audrey Aileen Kite Scholarship	007-9007	\$ 139,603.10	81.96%	\$ 673.17	\$ 551.72
Jarod Bennett Scholarship	007-9009	\$ 634.66	0.37%	\$ 673.17	\$ 2.51
Donald L. Palmer Scholarship	007-9013	\$ 8,280.60	4.86%	\$ 673.17	\$ 32.72
Diversity/Achievement Scholarship	007-9017	\$ 573.09	0.34%	\$ 673.17	\$ 2.26
Gloria Taylor Memorial Scholarship	007-9019	\$ 11,548.95	6.78%	\$ 673.17	\$ 45.64
LCS Board Scholarship Fund	007-9021	\$ 8.63	0.01%	\$ 673.17	\$ 0.03
Molly McCool Scholarship	007-9100	\$ 253.01	0.15%	\$ 673.17	\$ 1.00
Rosalee Satchell/Domino's Pizza Scholar	007-9101	\$ 7,244.68	4.25%	\$ 673.17	\$ 28.63
		<u>\$ 170,337.26</u>	<u>100.00%</u>		<u>\$ 673.17</u>

0.00

Non-Expendable Trust Accounts

Louisa Wright Scholarship	008-0000	\$ 16,105.69	12.31%	\$ 491.40	\$ 60.49
Michael Rourke Scholarship	008-9001	\$ 3,807.58	2.91%	\$ 491.40	\$ 14.30
Friends of Academics Scholarship	008-9002	\$ 105,036.59	80.29%	\$ 491.40	\$ 394.53
Ron Lefeber Scholarship	008-9004	\$ 5,877.75	4.49%	\$ 491.40	\$ 22.08
		<u>\$ 130,827.61</u>	<u>100.00%</u>		<u>\$ 491.40</u>

0.00

Grand Total Interest \$ 88,246.91